

REPUBLIC OF THE PHILIPPINES
PROVINCE OF LEYTE
MUNICIPALITY OF SAN ISIDRO LABRADOR
BARANGAY MABUHAY



BARANGAY DEVELOPMENT PLAN

Towards a Resilient, Inclusive and Sustainable Community



PLANNING PERIOD
CY 2027–2029

BARANGAY MABUHAY

Municipality of San Isidro Labrador
Province of Leyte





BARANGAY DEVELOPMENT PLAN

Barangay Mabuhay

Municipality of San Isidro Labrador

Province of Leyte

Planning Period: 2027–2029

MESSAGE FROM THE PUNONG BARANGAY

Greetings to all residents and stakeholders of Mabuhay.

It is with great pride and commitment that we present the Barangay Development Plan for the planning period 2027–2029. This document serves as our collective roadmap toward sustainable, inclusive, and resilient development.

Our barangay is home to approximately 1,850 residents across 420 households. Through data-driven assessment and participatory planning activities, we identified key development concerns including low household participation in livelihood activities.; fishing households lack sufficient support and infrastructure.; 68 households exposed to flooding.

To address these challenges, the barangay has prioritized programs, projects, and activities such as Barangay livelihood training programs; Community enterprise development; Access to microfinance and cooperatives. These interventions are intended to strengthen public services, improve community well-being, promote economic opportunities, and enhance environmental sustainability.

This plan reflects the shared aspirations of our residents, sectoral groups, civil society organizations, and government partners. We extend our sincere gratitude to everyone who contributed their time, knowledge, and commitment throughout the planning process.

Together, let us continue working toward a more progressive, resilient, and prosperous barangay for present and future generations.

Thank you and mabuhay.

HON. ALFREDO T. MACAPAGAL

Punong Barangay

EXECUTIVE SUMMARY

The Barangay Development Plan of Mabuhay presents the strategic framework for addressing key development challenges and advancing sustainable growth over the planning period. The barangay has an estimated population of 1,850 individuals across 420 households. Current development conditions indicate critical concerns, including 68 flood-prone households, 38 cases of child malnutrition, and 92 unemployed individuals. These conditions highlight the need for targeted interventions in infrastructure, social services, and local economic development.

This plan prioritizes responsive programs, strategic investments, and strengthened governance systems to improve service delivery, reduce vulnerabilities, and enhance the overall quality of life of residents.

Top Development Issues

- Low household participation in livelihood activities.
- Fishing households lack sufficient support and infrastructure.
- 68 households exposed to flooding.
- 29 households have no water access.
- 12 crime incidents reported.

Priority Programs, Projects, and Activities:

SOCIAL SECTOR

- Establishment of VAW desk and support services
- Gender sensitivity and awareness campaigns
- Strengthening referral systems for VAW cases

ECONOMIC SECTOR

- Barangay livelihood training programs
- Community enterprise development
- Access to microfinance and cooperatives

INFRASTRUCTURE SECTOR

- Expansion of service coverage to underserved areas
- Community water system installation
- Targeted water access programs

ENVIRONMENTAL SECTOR

- Flood mitigation infrastructure projects
- Drainage improvement and declogging
- Relocation of high-risk households

INSTITUTIONAL SECTOR

- Strengthening barangay tanod operations
- Community policing programs
- Crime prevention campaigns

Indicative Budget Summary:

The total indicative investment requirement is approximately ₱5,750,000.00.

TABLE OF CONTENTS

CHAPTER I - BARANGAY HISTORY	7
Barangay Maps.....	12
CHAPTER II - SITUATIONAL ANALYSIS	16
A. Barangay Profile.....	16
Administrative and Geographic Profile.....	16
Demographic Profile.....	16
Social Services Profile.....	17
Demographics.....	18
Education.....	18
Health.....	18
Housing and Basic Services.....	19
Social Protection.....	19
Economic Profile.....	19
Labor and Employment.....	20
Income and Poverty.....	20
Business and Enterprise.....	20
Agriculture and Fisheries.....	20
Infrastructure Profile.....	21
Road Network and Transport.....	22
Drainage and Flood Risk.....	22
Water, Power and Connectivity.....	22
Public Facilities and Services.....	22
Environmental Profile.....	23
Solid Waste Management.....	23
Environmental Resources.....	23
Institutional Profile.....	25
Governance Structure.....	25
Financial Management.....	25
Planning and Compliance.....	26
Public Safety and Peace and Order.....	26
Katarungang Pambarangay.....	26
B. Development Issues by Sector.....	26
CHAPTER III - ORGANIZATIONAL PHILOSOPHY.....	28
A. Vision.....	28
B. Mission.....	28
C. Goals.....	28
D. Objectives.....	29
CHAPTER IV - BARANGAY DEVELOPMENT INVESTMENT PROGRAM.....	30
A. Priority Programs.....	30
B. Barangay Development Investment Program.....	35
CHAPTER V - MONITORING AND EVALUATION.....	38
A. Sectoral Goals Monitoring.....	38
B. PPAs and Investment Plan.....	39

ANNEXES	41
ANNEX A - BARANGAY DEVELOPMENT COUNCIL RESOLUTION.....	41
ANNEX B - SANGGUNIANG BARANGAY RESOLUTION	44
ANNEX C - EXECUTIVE ORDER ORGANIZING THE BARANGAY DEVELOPMENT COUNCIL	46
ANNEX D-1 - ANNUAL INVESTMENT PROGRAM CY 2027	48
ANNEX D-2 - ANNUAL INVESTMENT PROGRAM CY 2028	50
ANNEX D-3 - ANNUAL INVESTMENT PROGRAM CY 2029	52
ANNEX E - CAPACITY DEVELOPMENT AGENDA.....	54
ANNEX F - SECTORAL DATASETS	56
ANNEX G - DOCUMENTATION OF WORKSHOPS, MEETINGS AND CONSULTATIONS	58

CHAPTER I - BARANGAY HISTORY

Historical Narrative

Barangay Mabuhay is a thriving coastal and agricultural community situated in the Municipality of San Isidro Labrador, Province of Leyte. Known today for its resilient people, productive farmlands, rich fishing grounds, and strong sense of community, the barangay's history reflects the perseverance, cooperation, and aspirations of generations of residents who transformed a once sparsely populated settlement into a progressive and vibrant local government unit.

Early Settlement and Origins

Long before it became an organized barangay, the area now known as Barangay Mabuhay was a small settlement occupied by families whose primary livelihoods revolved around fishing, subsistence farming, and gathering forest products. Oral accounts passed down through generations suggest that the earliest settlers arrived during the late nineteenth century, attracted by the abundance of natural resources found along the coastline and surrounding uplands.

The settlement was strategically located between fertile agricultural lands and productive coastal waters. Early residents cultivated rice, corn, root crops, and coconuts while simultaneously relying on fishing activities to supplement household food requirements. The area's natural creek systems and freshwater springs provided dependable water sources, allowing families to establish permanent homes and small farms.

At the time, the settlement was known locally by various names associated with geographical landmarks, including a nearby river, a cluster of coconut trees, and a coastal cove frequently used by fishermen seeking shelter during storms. As more families migrated into the area, the settlement gradually expanded into a closely knit community characterized by mutual cooperation and traditional Filipino values.

Growth of the Community

During the early decades of the twentieth century, the settlement experienced significant population growth. Families from neighboring municipalities and islands were drawn by the availability of agricultural land and fishing opportunities. This period saw the

establishment of informal footpaths connecting the community to nearby poblacions and trading centers.

Agriculture became increasingly important as residents developed larger areas of farmland for rice, corn, and coconut production. Small-scale livestock raising also emerged as a supplementary livelihood activity. The community's fishing sector expanded as residents acquired larger boats and improved fishing equipment, enabling them to venture farther into coastal waters.

Despite the absence of modern infrastructure, the settlement developed a strong culture of cooperation. Residents regularly participated in communal labor activities, locally known as "bayanihan," to construct houses, clear roads, repair irrigation canals, and assist families affected by natural disasters.

Education also began to take root during this period. Community leaders and parents collaborated to establish informal learning spaces where children could receive basic instruction. These efforts eventually paved the way for the establishment of the first public elementary school serving the growing population.

Impact of World War II

Like many communities throughout Leyte, the settlement experienced significant hardships during the Second World War. The province became a major theater of military operations during the liberation of the Philippines in 1944.

Local residents endured food shortages, disruptions in economic activities, and threats to personal safety. Many families temporarily relocated to upland areas to avoid conflict, while others contributed to community survival efforts by sharing food and resources.

Despite these challenges, the people demonstrated remarkable resilience. Following the war, residents worked collectively to rebuild damaged homes, restore agricultural production, and rehabilitate community facilities. This period of recovery strengthened social bonds and reinforced the community's determination to pursue development and self-governance.

Creation of Barangay Mabuhay

In the years following the war, the settlement continued to grow both in population and economic activity. Community leaders recognized the need for a more formal

administrative structure to support local governance, service delivery, and development planning.

Following consultations with residents and municipal authorities, a proposal was submitted to create a separate barrio from the larger administrative territory to which the settlement previously belonged. The proposal received strong support from community members who believed that local autonomy would allow the area to address its unique development needs more effectively.

On June 12, 1952, Barangay Mabuhay was formally established through a municipal ordinance enacted by the Municipal Council of San Isidro Labrador and subsequently recognized by the provincial government. The ordinance defined the barangay's territorial boundaries, administrative functions, and governance structure.

The name "Mabuhay" was chosen to symbolize hope, prosperity, and the community's aspirations for a better future. Derived from the Filipino expression meaning "long live" or "to thrive," the name reflected the optimism of residents who sought to build a progressive and self-reliant community.

The creation of Barangay Mabuhay marked a significant milestone in local history, providing residents with a stronger voice in governance and greater opportunities to participate in development initiatives.

Development During the Post-Creation Period

Following its formal establishment, Barangay Mabuhay began implementing various development initiatives aimed at improving public services and community welfare.

One of the earliest priorities was the construction of a permanent barangay hall to serve as the center of local governance. Community members contributed labor and locally available materials to support the project. Over time, additional public facilities were established, including health stations, educational facilities, and multipurpose structures.

The expansion of road networks improved access to markets, schools, and government services. Farmers benefited from improved transportation routes that enabled them to bring agricultural products to trading centers more efficiently. Likewise, fishermen gained better access to commercial markets for their daily catch.

The barangay also strengthened partnerships with national government agencies, non-government organizations, and civil society groups. These collaborations facilitated the

implementation of livelihood programs, health initiatives, disaster preparedness activities, and environmental conservation projects.

Economic Transformation

Agriculture and fisheries remain the primary economic drivers of Barangay Mabuhay. Rice farming, coconut production, vegetable cultivation, and fishing continue to provide livelihoods for a substantial portion of the population.

Over the years, residents adopted improved farming practices, modern technologies, and diversified livelihood activities to enhance productivity and income generation. Farmers benefited from government support programs, including agricultural training, access to farm inputs, and irrigation improvements.

The fisheries sector also evolved through the introduction of sustainable fishing practices, fisherfolk organizations, and resource management initiatives. Community-based coastal resource management programs helped promote environmental stewardship while protecting marine ecosystems essential to local livelihoods.

Small enterprises and microbusinesses gradually emerged, contributing to economic diversification. Retail stores, food processing activities, transportation services, and other entrepreneurial ventures provided additional income opportunities for residents.

Environmental Stewardship and Disaster Resilience

As a coastal barangay located within a region frequently affected by typhoons and other natural hazards, Barangay Mabuhay has developed a strong commitment to environmental protection and disaster resilience.

Community-led initiatives have focused on mangrove rehabilitation, coastal clean-up activities, waste management programs, and climate adaptation measures. Residents actively participate in environmental campaigns aimed at preserving natural resources for future generations.

The barangay has also strengthened its disaster preparedness systems through regular drills, hazard mapping, early warning mechanisms, and capacity-building activities. These efforts have significantly enhanced the community's ability to respond effectively to emergencies and minimize disaster-related risks.

Governance and Community Participation

Barangay Mabuhay is guided by principles of transparency, accountability, and participatory governance. The Barangay Council works closely with community organizations, sectoral representatives, and residents to identify development priorities and formulate responsive programs and projects.

The Barangay Development Council serves as an important mechanism for citizen participation, ensuring that diverse perspectives are incorporated into local planning and decision-making processes. Women's organizations, youth groups, senior citizens, farmers, fisherfolk, and other stakeholders actively contribute to community development initiatives.

The barangay continues to strengthen governance systems through capacity development programs, improved records management, digital governance initiatives, and enhanced monitoring and evaluation mechanisms.

Present-Day Barangay Mabuhay

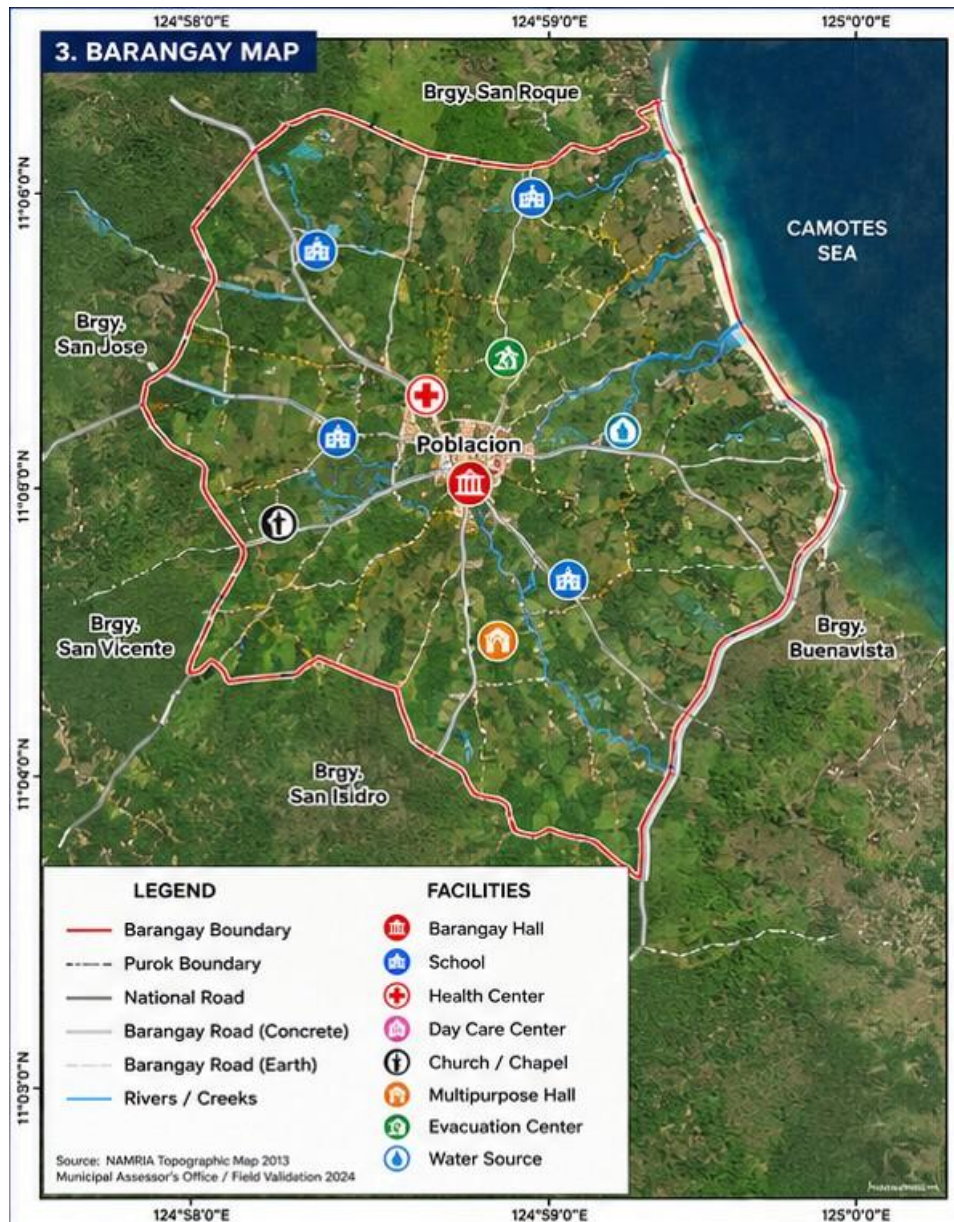
Today, Barangay Mabuhay stands as a testament to the resilience, determination, and collective efforts of its people. From a small settlement of pioneering families, it has evolved into a progressive barangay characterized by strong community participation, productive economic sectors, improving infrastructure, and responsive local governance.

Guided by its vision of sustainable development, social inclusion, environmental stewardship, and good governance, Barangay Mabuhay continues to pursue initiatives that improve the quality of life of its residents while preserving its cultural heritage and natural resources.

As it moves forward into the future, the barangay remains committed to building a prosperous, resilient, and empowered community where every resident has the opportunity to contribute to and benefit from local development. Through collaborative leadership, active citizen participation, and strategic planning, Barangay Mabuhay seeks to ensure that future generations inherit a community that truly embodies the spirit and meaning of its name—a community that lives, thrives, and prospers.

Barangay Maps

Barangay Base Map



The Barangay Base Map provides a detailed representation of the barangay's physical features, administrative boundaries, road network, waterways, settlement areas, and major public facilities. It serves as the primary reference map for local planning, project implementation, and resource management. The map illustrates the spatial distribution of development assets and supports informed decision-making by local officials and stakeholders.

Locational Map



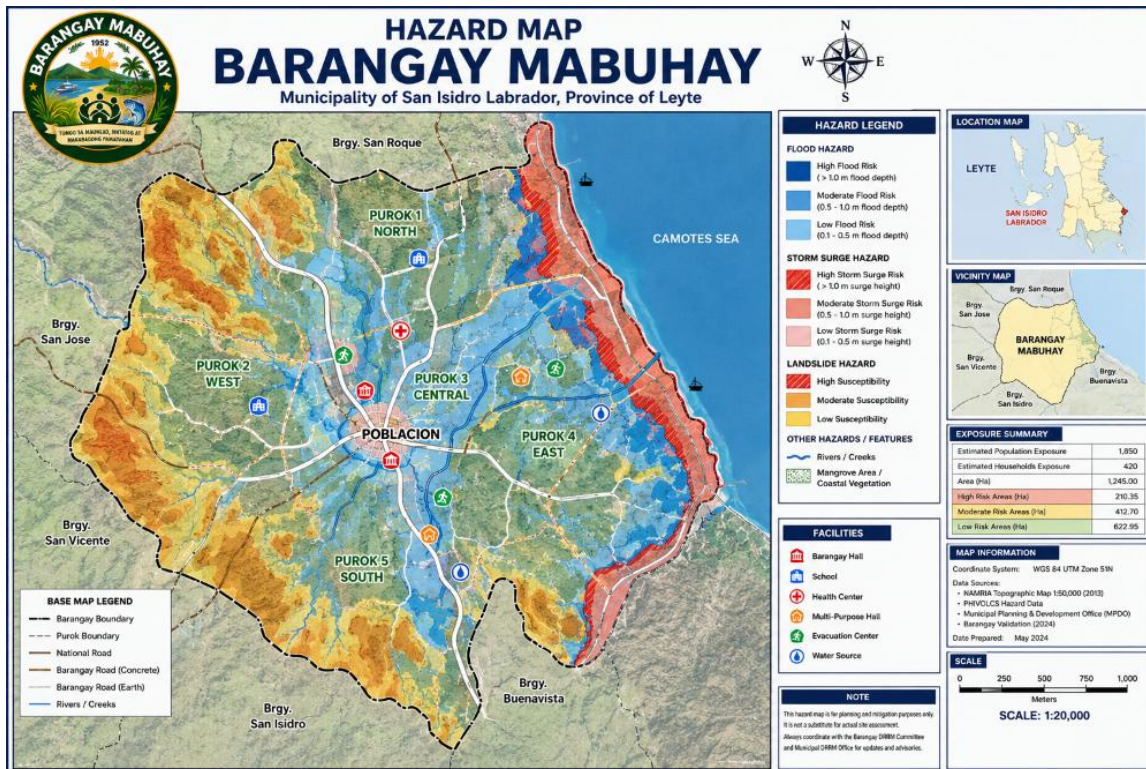
The Locational Map shows the geographic position of Barangay Mabuhay within the Municipality of San Isidro Labrador and the Province of Leyte. It illustrates the barangay's relationship to neighboring administrative areas and major transportation routes, providing a broader spatial context for planning and development activities. The map serves as a reference for identifying the barangay's accessibility and strategic location within the municipality.

Vicinity Map (Spot Map)



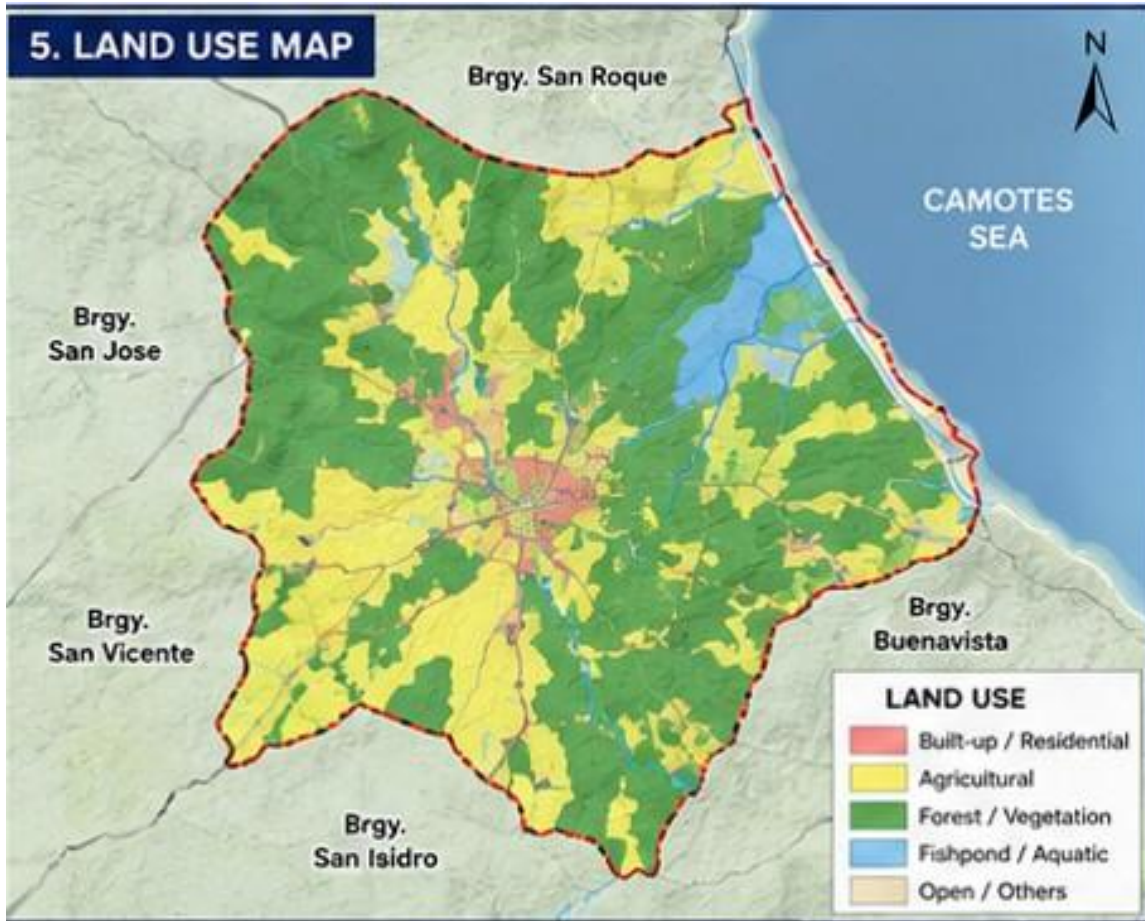
The Vicinity Map presents the immediate surroundings of Barangay Mabuhay, including adjacent barangays, major roads, rivers, and nearby landmarks. It helps identify access points, service areas, and linkages to neighboring communities. This map is useful for infrastructure planning, emergency response coordination, and determining the barangay's connectivity to municipal facilities and services.

Hazard Map



The Hazard Map identifies areas within Barangay Mabuhay that are susceptible to natural hazards such as flooding, storm surges, landslides, and other climate-related risks. It highlights vulnerable communities and critical facilities that may be affected during disaster events. This map supports disaster risk reduction and management (DRRM) planning, preparedness activities, evacuation planning, and climate adaptation initiatives.

Zoning and Land Use Map



The Zoning and Land Use Map illustrates the existing and proposed utilization of land within Barangay Mabuhay. It identifies areas designated for residential, agricultural, institutional, commercial, environmental protection, and other development purposes. The map guides future growth and development by promoting the efficient use of land resources while ensuring environmental sustainability and compliance with local and municipal development plans.

CHAPTER II - SITUATIONAL ANALYSIS

A. Barangay Profile

Administrative and Geographic Profile

Barangay Mabuhay is one of the barangays of San Isidro Labrador, Province of Leyte, located in Region VIII - Eastern Visayas. The barangay has a total land area of 650 hectares and is composed of 7 *puroks*. It is approximately 5 kilometers from the city or municipal center, which influences access to basic services, markets, and government facilities.

Indicator	Value
Barangay Name	Mabuhay
City / Municipality	San Isidro Labrador
Province	Leyte
Region	VIII - Eastern Visayas
Land Area (hectares)	650
Number of Puroks	7
Distance to Poblacion (km)	5

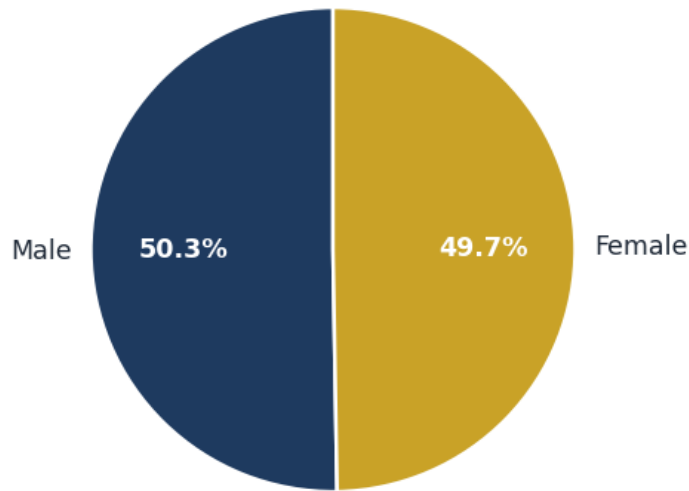
Demographic Profile

As of the latest available data, Barangay Mabuhay has a total population of 1,850, consisting of 930 males and 920 females, distributed across 420 households with an average household size of 4.4. This population structure provides an overview of the barangay's demographic composition and settlement pattern.

The age distribution shows 520 individuals aged 0–14, 1,110 individuals aged 15–59, and 220 individuals aged 60 years and above. The barangay also has 220 senior citizens and 42 persons with disabilities, underscoring the need for age-responsive and inclusive social services.

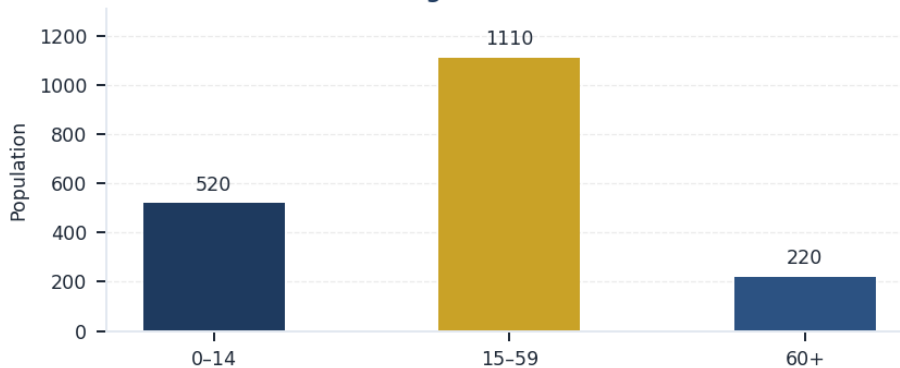
Indicator	Value
Total Population	1,850
Male Population	930
Female Population	920
Number of Households	420
Average Household Size	4.4

Population Distribution by Sex



Age Group	Population
0–14 years	520
15–59 years	1,110
60 years and above	220

Age Distribution



Social Services Profile

Barangay Mabuhay has a barangay health facility that delivers basic healthcare services to residents. The barangay has a recorded school-age population of 480, with approximately 59.4% participating in elementary education and 33.3% participating in secondary education, supported by 2 educational facility(ies). The barangay likewise

recorded 42 persons with disabilities (PWDs) and 0 identified indigenous peoples (IPs), reflecting the presence of vulnerable and culturally distinct population groups requiring inclusive social services.

The social development profile further indicates 35 out-of-school youth (OSY), 38 malnourished children, 0 maternal deaths, and 1 infant deaths during the reference period. Commonly reported health concerns include hypertension, acute respiratory infection (ARI), diarrhea. The barangay also recorded 145 Pantawid Familyang Pilipino Program (4Ps) beneficiaries, 28 solo parents, 210 senior citizens, and 4 reported cases of violence against women (VAW). In terms of housing and basic services, 2 informal settler households were identified. Approximately 92.9% of households have access to safe water sources, while around 89.3% have access to sanitary toilet facilities, indicating the current level of basic service accessibility within the barangay.

Demographics

Indicator	Value
Total Population	1,850
Male Population	930
Female Population	920
PWD Count	42
IP Count	0

Education

Indicator	Value
School-Age Population	480
Elementary Enrollees	285
Secondary Enrollees	160
Out-of-School Youth	35
Education Facilities	2

Health

Indicator	Value
Malnourished Children	38
Maternal Deaths	0
Infant Deaths	1
Health Facility Present	Yes
Common Diseases	Hypertension, Acute Respiratory Infection (ARI), Diarrhea

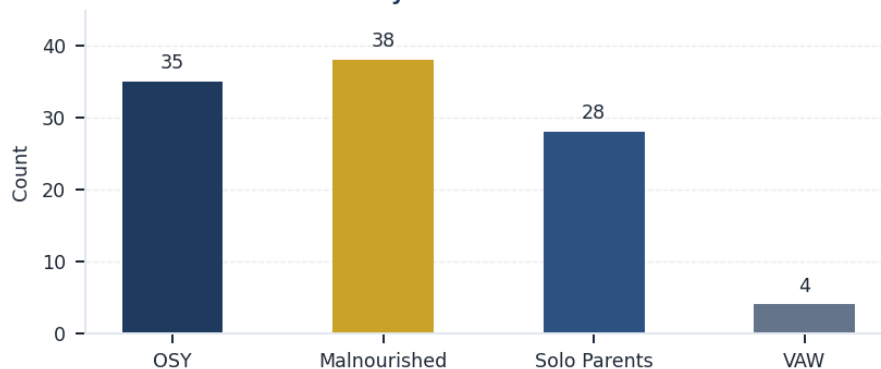
Housing and Basic Services

Indicator	Value
Total Households	420
Informal Settlers	2
Households with Safe Water	390
Households with Sanitary Toilet	375

Social Protection

Indicator	Value
4Ps Beneficiaries	145
Solo Parents	28
VAW Cases Reported	4
Senior Citizens	210

Key Social Indicators



Economic Profile

The economic condition of Barangay Mabuhay is shaped by its working-age population of 1,110, with 1,020 individuals participating in the labor force. Of these, 982 are employed, while 92 are unemployed and 148 are underemployed, indicating varying levels of employment stability within the barangay.

A total of 360 households are engaged in livelihood activities, with an average household income of ₱13,500.00. The barangay has 28 registered micro, small, and medium enterprises and 42 informal businesses. There are 76 households classified as poor, while market access is assessed as accessible. Seasonal unemployment is present within the barangay. Agricultural activities are supported by 28% irrigation

coverage, 1 storage facilities, and 1 post-harvest facilities. The main crops produced include rice, coconut, corn, and vegetables. A total of 95 households have received livelihood assistance, while economic support services are facilitated through 1 economic support center. Linkages between 4Ps beneficiaries and economic opportunities are established.

Labor and Employment

Indicator	Value
Working Age Population	1,110
Labor Force Participants	1,020
Employed Persons	982
Unemployed Persons	92
Underemployed Persons	148
Seasonal Unemployment	Yes

Income and Poverty

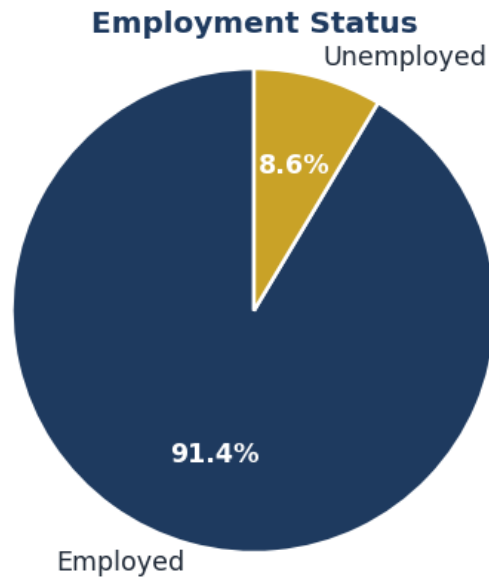
Indicator	Value
Average Household Income	13,500.00
Poor Households	76
Households with Livelihood	360

Business and Enterprise

Indicator	Value
MSME Count	28
Informal Businesses	42
Market Access	Accessible

Agriculture and Fisheries

Indicator	Value
Agricultural Households	248
Agricultural Land Area (ha)	420.00
Fishing Households	82
Farm-to-Market Roads (km)	1.80



Infrastructure Profile

Barangay Mabuhay has a total road length of 12.50 kilometers, of which 2.30 kilometers are in poor condition. The barangay has all-weather road access, which affects mobility and access to essential services during adverse weather conditions. The barangay also maintains 4.50 kilometers of drainage systems, with approximately 72.0% assessed as functional, supported by 2 flood control structures intended to reduce flood risks.

In terms of utilities and public facilities, the barangay's water system is classified as Level II. Approximately 93.0% of households have access to water supply, while water source reliability is considered stable. Water quality is considered safe for household use. Around 97.0% of households have electricity, while 68.0% have internet access, with cellular signal strength assessed as Weak. The barangay has public WiFi access point(s). The barangay recorded 8 open defecation cases. For public service facilities, the barangay has an evacuation center, has a daycare center, and has a multi-purpose hall. The barangay/multi-purpose hall condition is assessed as good, and the barangay has a health station available for residents.

Road Network and Transport

Indicator	Value
Total Road Length (km)	12.50
Roads in Poor Condition (km)	2.30
All-Weather Road Access	Yes

Drainage and Flood Risk

Indicator	Value
Drainage Length (km)	4.50
Flood-Prone Areas	3

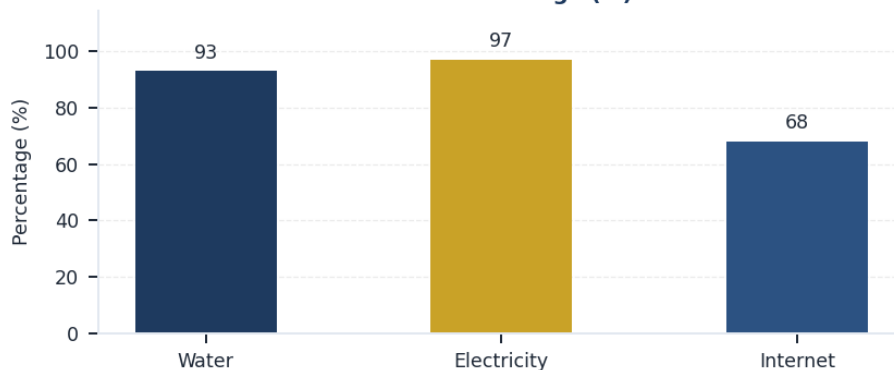
Water, Power and Connectivity

Indicator	Value
Water System Type	Level II
Households with Water (%)	93.0
Households with Sanitary Toilet (%)	89.0
Households with Electricity (%)	97.0
Internet Access (%)	68.0
Public WiFi Available	Yes
Cellular Signal Strength	Weak

Public Facilities and Services

Indicator	Value
Barangay Hall Condition	Good
Evacuation Center Available	Yes
Daycare Center Available	Yes
Multi-Purpose Hall Available	Yes

Service Coverage (%)



Environmental Profile

Barangay Mabuhay has solid waste management services covering approximately 82.0% of households. The barangay has waste segregation practices and has a materials recovery facility. Waste collection is conducted on a Regular basis. The barangay recorded 2 illegal dumpsites, while environmental resources include approximately 45.00 hectares of forest cover. The barangay does not have protected environmental areas and recorded 3 environmental degradation cases.

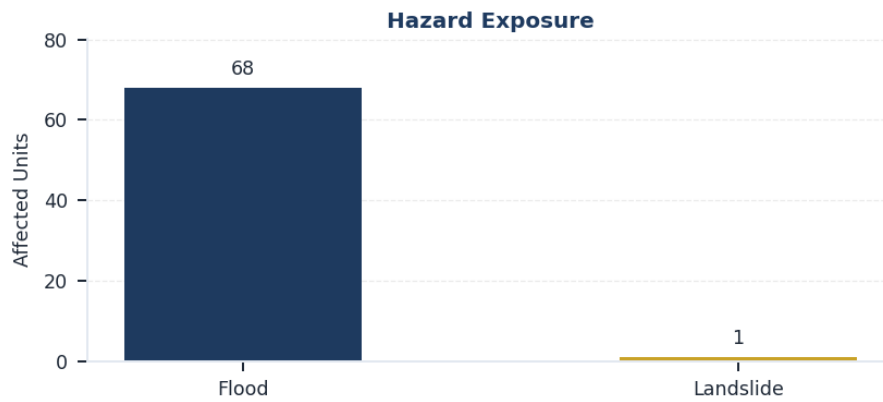
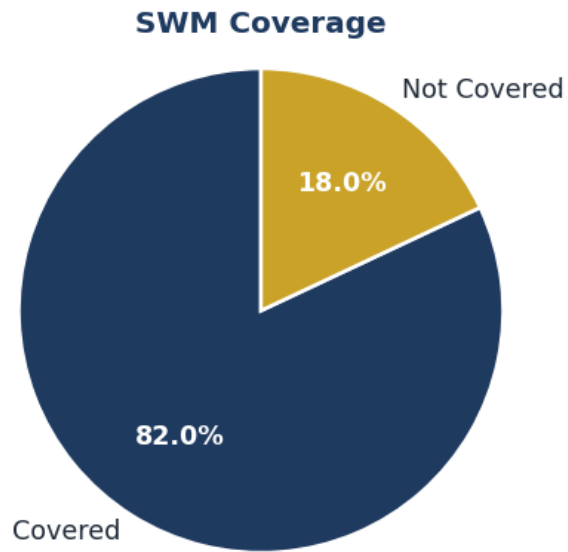
In terms of disaster risk exposure, the barangay has 68 flood-prone households and 1 landslide-prone area. The barangay has exposure to storm surge hazards and does not have nearby earthquake fault-related risks. Disaster preparedness mechanisms include a barangay DRRM committee, an early warning system, and regular disaster drills. The barangay has hazard maps available for planning and response activities. Climate resilience initiatives include the absence of a climate action plan and allocation of environmental budget resources.

Solid Waste Management

Indicator	Value
Households Served by SWM (%)	82.0
Waste Segregation Practiced	Yes
Materials Recovery Facility	Yes
Waste Collection Frequency	Regular

Environmental Resources

Indicator	Value
Forest Cover (ha)	45.00
Protected Areas Present	No



Disaster Risk Indicator	Value
Flood-Prone Households	68
Landslide-Prone Areas	1
Storm Surge Exposure	Yes
Barangay DRRM Committee	Yes
Early Warning System	Yes
Regular Disaster Drills	Yes

Institutional Profile

Barangay Mabuhay is administered by 10 elected barangay officials and supported by 6 barangay staff. There are 12 functional barangay committees that assist in the implementation of local programs, projects, and activities. The barangay also maintains 18 barangay tanod personnel to support peace and order and community safety initiatives.

The barangay has an annual budget of ₱4,500,000.00, with ₱900,000.00 allocated for development programs and projects. In terms of planning and governance compliance, the barangay has a prepared Annual Investment Program (AIP), has a current Barangay Development Plan, has alignment with the Comprehensive Development Plan (CDP), and has alignment with the Comprehensive Land Use Plan (CLUP). The barangay has submitted required financial reports and has a citizen feedback and grievance mechanism, with approximately 88% of complaints resolved. In terms of public safety, the barangay recorded 12 crime incidents and is drug-cleared based on available records.

The barangay's Katarungang Pambarangay mechanism is composed of 10 Lupon members, of which 4 have completed relevant training or capacity-building activities. During the reference period, the Lupon handled 22 disputes and successfully settled 20, resulting in a dispute resolution rate of 90.91%. A total of 2 cases were referred to court, while 6 mediation cases and 16 conciliation cases were recorded. KP records are properly kept, with Katarungang Pambarangay that is assessed as functional.

Governance Structure

Indicator	Value
Barangay Officials Count	10
Barangay Staff Count	6
Functional Committees	12

Financial Management

Indicator	Value
Annual Barangay Budget	4,500,000.00
Development Fund (%)	900,000.00

Planning and Compliance

Indicator	Value
AIP Prepared	Yes
BDP Current	Yes
Citizen Feedback Mechanism	Yes

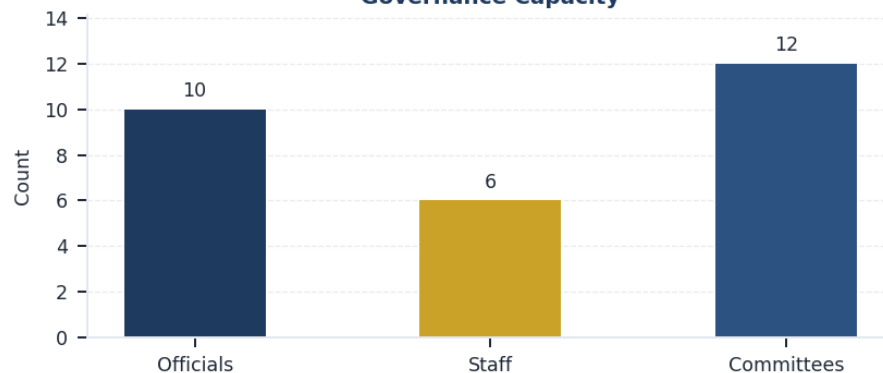
Public Safety and Peace and Order

Indicator	Value
Crime Incidents Reported	12
Tanod Count	18
Drug-Cleared Status	Yes

Katarungang Pambarangay

Indicator	Value
Number of Lupon Members	10
Trained Lupon Members	4
Disputes Filed	22
Disputes Settled	20
Dispute Resolution Rate	90.91%
Cases Referred to Court	2
Average Settlement Days	18
KP Records Available	Yes
KP Functionality Rating	Functional
Mediation Cases	6
Conciliation Cases	16

Governance Capacity



B. Development Issues by Sector

Social Sector

- 4 reported VAW cases.

- 145 households under 4Ps (34.5%).
- High senior citizen population (11.4%).

Economic Sector

- Low household participation in livelihood activities.
- Fishing households lack sufficient support and infrastructure.
- Seasonal unemployment affects economic stability.
- Low access to livelihood assistance programs.
- Low irrigation coverage at 28.5%.
- High proportion of informal businesses.
- High unemployment rate at 9.0%.

Infrastructure Sector

- 29 households have no water access.
- 8 cases of open defecation.
- 3 flood-prone areas identified.
- Cellular signal is weak or unavailable.

Environmental Sector

- 68 households exposed to flooding.
- 3 environmental degradation cases recorded.
- 2 illegal dumpsites identified.
- Heat wave incidents recorded.
- 1 landslide-prone areas identified.
- Barangay is exposed to storm surge risk.
- No protected environmental areas.
- No climate action plan available.

Institutional Sector

- 12 crime incidents reported.
- Plans are not aligned with higher-level plans (CDP/CLUP).
- Less than 50% of Lupon members have received formal training.

CHAPTER III - ORGANIZATIONAL PHILOSOPHY

A. Vision

A model barangay in sustainable and inclusive development, envisioning a socially cohesive and culturally vibrant community, supported by a community with stable employment and entrepreneurial growth, sustained through a clean and green environment ensuring public health and safety, with adequate utilities and digital connectivity for all residents, under strong local leadership delivering responsive public services.

B. Mission

To deliver responsive and inclusive public services, promote equitable economic opportunities, strengthen community participation, and ensure environmental sustainability through transparent, accountable, and efficient local governance.

C. Goals

Social Sector

- Improve social protection and gender responsiveness and health and nutrition outcomes

Economic Sector

- Improve sustainable livelihood development, employment and labor participation, and irrigation and agricultural support

Infrastructure Sector

- Improve flood risk reduction and water supply systems

Environmental Sector

- Improve disaster risk reduction, disaster preparedness and governance, and natural resource management

Institutional Sector

- Improve peace and order and development planning systems

D. Objectives

Social Sector Objectives

- Reduce incidence of violence against women and strengthen protection mechanisms
- Reduce household poverty and dependency on social assistance

Economic Sector Objectives

- Expand household participation in livelihood activities
- Stabilize income and employment throughout the year
- Increase access to livelihood assistance programs
- Increase agricultural productivity through improved irrigation
- Formalize and strengthen informal businesses
- Reduce unemployment

Infrastructure Sector Objectives

- Provide water access to unserved households
- Eliminate open defecation practices
- Reduce flood risks in vulnerable areas
- Improve telecommunications access

Environmental Sector Objectives

- Reduce flood risks and protect vulnerable households
- Address environmental degradation issues
- Eliminate illegal dumping practices
- Reduce impacts of extreme heat events
- Mitigate landslide risks
- Protect coastal areas from storm surge
- Establish environmental protection mechanisms
- Ensure climate and disaster planning

Institutional Sector Objectives

- Reduce crime incidence and improve peace and order
- Align barangay plans with higher-level plans
- Strengthen the capacity of Lupon members in community-based dispute resolution

CHAPTER IV - BARANGAY DEVELOPMENT INVESTMENT PROGRAM

The Barangay Development Investment Program identifies the priority programs, projects, and activities of Barangay Mabuhay for implementation during 2027–2029. It translates the development goals, sectoral objectives, and priority issues of the Barangay Development Plan into actionable interventions with corresponding outputs, responsible offices, implementation schedules, funding sources, and indicative budgetary requirements. This chapter serves as the investment programming bridge between planning, budgeting, implementation, and monitoring.

A. Priority Programs

Social Sector

The priority programs under the Social Sector respond to key development issues identified in the situational analysis and sectoral objective-setting process. For this planning cycle, the sector includes 6 priority intervention(s), including Establishment of VAW desk and support services; Gender sensitivity and awareness campaigns; Strengthening referral systems for VAW cases. The sector has an indicative investment requirement of ₱555,000.00. These programs translate sector objectives into concrete, implementable actions that address service gaps, improve barangay-level outcomes, and support the overall development direction of the barangay.

Development Objective	Program / Project / Activity	Related Issue
Reduce incidence of violence against women and strengthen protection mechanisms	Establishment of VAW desk and support services	4 reported VAW cases.
Reduce incidence of violence against women and strengthen protection mechanisms	Gender sensitivity and awareness campaigns	4 reported VAW cases.
Reduce incidence of violence against women and strengthen protection mechanisms	Strengthening referral systems for VAW cases	4 reported VAW cases.
Reduce household poverty and dependency on social assistance	Livelihood training and starter kits for 4Ps beneficiaries	145 households under 4Ps (34.5%).
Reduce household poverty and dependency on social assistance	Community-based income generating projects	145 households under 4Ps (34.5%).
Reduce household poverty and dependency on social assistance	Skills training and employment facilitation programs	145 households under 4Ps (34.5%).

Economic Sector

The priority programs under the Economic Sector respond to key development issues identified in the situational analysis and sectoral objective-setting process. For this planning cycle, the sector includes 17 priority intervention(s), including Barangay livelihood training programs; Community enterprise development; Access to microfinance and cooperatives. The sector has an indicative investment requirement of ₱275,000.00. These programs translate sector objectives into concrete, implementable actions that address service gaps, improve barangay-level outcomes, and support the overall development direction of the barangay.

Development Objective	Program / Project / Activity	Related Issue
Expand household participation in livelihood activities	Barangay livelihood training programs	Low household participation in livelihood activities.
Expand household participation in livelihood activities	Community enterprise development	Low household participation in livelihood activities.
Expand household participation in livelihood activities	Access to microfinance and cooperatives	Low household participation in livelihood activities.
Stabilize income and employment throughout the year	Off-season livelihood programs	Seasonal unemployment affects economic stability.
Stabilize income and employment throughout the year	Cash-for-work initiatives	Seasonal unemployment affects economic stability.
Stabilize income and employment throughout the year	Diversification of income sources	Seasonal unemployment affects economic stability.
Increase access to livelihood assistance programs	Expansion of livelihood assistance coverage	Low access to livelihood assistance programs.
Increase access to livelihood assistance programs	Improved targeting of beneficiaries	Low access to livelihood assistance programs.
Increase access to livelihood assistance programs	Strengthening coordination with support agencies	Low access to livelihood assistance programs.
Increase agricultural productivity through improved irrigation	Development of irrigation systems	Low irrigation coverage at 28.5%.
Increase agricultural productivity through improved irrigation	Rehabilitation of existing irrigation facilities	Low irrigation coverage at 28.5%.
Increase agricultural productivity through improved irrigation	Water management training for farmers	Low irrigation coverage at 28.5%.
Formalize and strengthen informal businesses	Business formalization assistance	High proportion of informal businesses.
Formalize and strengthen informal businesses	Access to financing for informal enterprises	High proportion of informal businesses.
Formalize and strengthen informal businesses	Capacity building for small entrepreneurs	High proportion of informal businesses.
Reduce unemployment	Skills training programs	High unemployment rate at 9.0%.
Reduce unemployment	Job matching services	High unemployment rate at 9.0%.

Infrastructure Sector

The priority programs under the Infrastructure Sector respond to key development issues identified in the situational analysis and sectoral objective-setting process. For this planning cycle, the sector includes 12 priority intervention(s), including Expansion of service coverage to underserved areas; Community water system installation; Targeted water access programs. The sector has an indicative investment requirement of ₱465,000.00. These programs translate sector objectives into concrete, implementable actions that address service gaps, improve barangay-level outcomes, and support the overall development direction of the barangay.

Development Objective	Program / Project / Activity	Related Issue
Provide water access to unserved households	Expansion of service coverage to underserved areas	29 households have no water access.
Provide water access to unserved households	Community water system installation	29 households have no water access.
Provide water access to unserved households	Targeted water access programs	29 households have no water access.
Eliminate open defecation practices	Zero Open Defecation (ZOD) programs	8 cases of open defecation.
Eliminate open defecation practices	Construction of communal toilets	8 cases of open defecation.
Eliminate open defecation practices	Behavior change and hygiene campaigns	8 cases of open defecation.
Reduce flood risks in vulnerable areas	Flood control infrastructure projects	3 flood-prone areas identified.
Reduce flood risks in vulnerable areas	Riverbank protection and slope stabilization	3 flood-prone areas identified.
Reduce flood risks in vulnerable areas	Relocation of high-risk households	3 flood-prone areas identified.
Improve telecommunications access	Installation of signal towers or boosters	Cellular signal is weak or unavailable.
Improve telecommunications access	Coordination with telecom providers	Cellular signal is weak or unavailable.
Improve telecommunications access	Community connectivity programs	Cellular signal is weak or unavailable.

Environmental Sector

The priority programs under the Environmental Sector respond to key development issues identified in the situational analysis and sectoral objective-setting process. For this planning cycle, the sector includes 24 priority intervention(s), including Flood mitigation infrastructure projects; Drainage improvement and declogging; Relocation of high-risk households. The sector has an indicative investment requirement of

₱1,075,000.00. These programs translate sector objectives into concrete, implementable actions that address service gaps, improve barangay-level outcomes, and support the overall development direction of the barangay.

Development Objective	Program / Project / Activity	Related Issue
Reduce flood risks and protect vulnerable households	Flood mitigation infrastructure projects	68 households exposed to flooding.
Reduce flood risks and protect vulnerable households	Drainage improvement and declogging	68 households exposed to flooding.
Reduce flood risks and protect vulnerable households	Relocation of high-risk households	68 households exposed to flooding.
Address environmental degradation issues	Rehabilitation of degraded areas	3 environmental degradation cases recorded.
Address environmental degradation issues	Pollution control programs	3 environmental degradation cases recorded.
Address environmental degradation issues	Environmental monitoring systems	3 environmental degradation cases recorded.
Eliminate illegal dumping practices	Closure and rehabilitation of illegal dumpsites	2 illegal dumpsites identified.
Eliminate illegal dumping practices	Strict enforcement of anti-dumping ordinances	2 illegal dumpsites identified.
Eliminate illegal dumping practices	Community monitoring and reporting systems	2 illegal dumpsites identified.
Reduce impacts of extreme heat events	Urban greening and tree planting	Heat wave incidents recorded.
Reduce impacts of extreme heat events	Heat awareness campaigns	Heat wave incidents recorded.
Reduce impacts of extreme heat events	Cooling centers and shaded areas	Heat wave incidents recorded.
Mitigate landslide risks	Slope protection and stabilization projects	1 landslide-prone areas identified.
Mitigate landslide risks	Reforestation of vulnerable areas	1 landslide-prone areas identified.
Mitigate landslide risks	Installation of warning systems	1 landslide-prone areas identified.
Protect coastal areas from storm surge	Coastal protection structures	Barangay is exposed to storm surge risk.
Protect coastal areas from storm surge	Mangrove rehabilitation programs	Barangay is exposed to storm surge risk.
Protect coastal areas from storm surge	Early warning and evacuation planning	Barangay is exposed to storm surge risk.
Establish environmental protection mechanisms	Designation of protected areas	No protected environmental areas.
Establish environmental protection mechanisms	Environmental conservation programs	No protected environmental areas.
Establish environmental protection mechanisms	Policy development for resource protection	No protected environmental areas.
Ensure climate and disaster planning	Development of climate action plan	No climate action plan available.
Ensure climate and disaster planning	Integration into barangay development plan	No climate action plan available.
Ensure climate and disaster planning	Technical planning assistance	No climate action plan available.

Institutional Sector

The priority programs under the Institutional Sector respond to key development issues identified in the situational analysis and sectoral objective-setting process. For this planning cycle, the sector includes 9 priority intervention(s), including Strengthening barangay tanod operations; Community policing programs; Crime prevention campaigns. The sector has an indicative investment requirement of ₱255,000.00. These programs translate sector objectives into concrete, implementable actions that address service gaps, improve barangay-level outcomes, and support the overall development direction of the barangay.

Development Objective	Program / Project / Activity	Related Issue
Reduce crime incidence and improve peace and order	Strengthening barangay tanod operations	12 crime incidents reported.
Reduce crime incidence and improve peace and order	Community policing programs	12 crime incidents reported.
Reduce crime incidence and improve peace and order	Crime prevention campaigns	12 crime incidents reported.
Align barangay plans with higher-level plans	Plan alignment workshops	Plans are not aligned with higher-level plans (CDP/CLUP).
Align barangay plans with higher-level plans	Coordination with LGU planning offices	Plans are not aligned with higher-level plans (CDP/CLUP).
Align barangay plans with higher-level plans	Integration of CDP and CLUP priorities	Plans are not aligned with higher-level plans (CDP/CLUP).
Strengthen the capacity of Lupon members in community-based dispute resolution	Conduct Katarungang Pambarangay skills enhancement training	Less than 50% of Lupon members have received formal training.
Strengthen the capacity of Lupon members in community-based dispute resolution	Capacity building on mediation, conciliation, and arbitration	Less than 50% of Lupon members have received formal training.
Strengthen the capacity of Lupon members in community-based dispute resolution	Orientation on Katarungang Pambarangay laws, procedures, and documentation	Less than 50% of Lupon members have received formal training.

B. Barangay Development Investment Program

The Barangay Development Investment Program (BDIP) operationalizes the development priorities identified in the Barangay Development Plan of Mabuhay for 2027–2029. It consolidates the priority programs, projects, and activities into a multi-year investment framework that specifies implementation schedules, expected outputs, responsible offices, funding sources, and indicative budget requirements. The BDIP serves as the primary basis for annual investment programming, resource allocation, budgeting, project implementation, and performance monitoring throughout the planning period.

AIP Ref Code	Program / Project / Activity Description	OPR	Schedule of Implementation		Expected Outputs	Funding Source	Amount (in Thousand Pesos)			
			Start Date	Completion Date			PS	MOOE	CO	TOTAL
GENERAL SERVICES										
1000-026-001	Provision of Barangay Personnel Salaries and Honoraria	Punong Barangay / Barangay Treasurer	Jan 01 2027	Dec 31 2029	Salaries and honoraria released to barangay officials and staff	Barangay General Fund	₱2,340,000.00	₱0.00	₱0.00	₱2,340,000.00
1000-026-002	Barangay Utility and Administrative Support Services	Barangay Secretary	Jan 01 2027	Dec 31 2027	Continuous office operations and administrative services maintained	Barangay General Fund	₱0.00	₱200,000.00	₱0.00	₱200,000.00
1000-026-003	Capacity Building and Skills Enhancement for Barangay Personnel	Punong Barangay	Feb 01 2027	Oct 31 2027	Conducted trainings, seminars, and workshops for barangay personnel	LSB / NGA Assistance	₱0.00	₱70,000.00	₱20,000.00	₱90,000.00
1000-026-004	Maintenance of Barangay Hall and Government Facilities	BDC	Mar 01 2027	Sep 30 2029	Improved barangay hall condition and functional public facilities	20% Development Fund	₱0.00	₱0.00	₱240,000.00	₱240,000.00
1000-026-005	Procurement of Office Equipment and ICT Support Facilities	Bids and Awards Committee (BAC)	Apr 01 2028	Aug 31 2028	Procured computers, printer, office furniture, and communication equipment	Barangay General Fund / External Assistance	₱0.00	₱55,000.00	₱200,000.00	₱255,000.00
GENERAL SERVICES SUBTOTAL							₱2,340,000.00	₱325,000.00	₱460,000.00	₱3,125,000.00
SOCIAL										
2000-026-001	Establishment of VAW desk and support services	BCPC/BVAW Desk Officer	Jan 01 2027	Dec 31 2029	Reduce incidence of violence against women and strengthen protection mechanisms	Barangay Gender and Development (GAD) Fund	₱0.00	₱120,000.00	₱0.00	₱120,000.00
2000-026-002	Gender sensitivity and awareness campaigns	BGAD Focal Point System	Feb 01 2027	Nov 30 2029	Reduce incidence of violence against women and strengthen protection mechanisms	Barangay Gender and Development (GAD) Fund	₱30,000.00	₱80,000.00	₱20,000.00	₱130,000.00
2000-026-003	Strengthening referral systems for VAW cases	BPOC / BHWs	Mar 01 2027	Dec 31 2028	Reduce incidence of violence against	Barangay Gender and	₱0.00	₱35,000.00	₱0.00	₱35,000.00

**Barangay Mabuhay
Barangay Development Plan**

					women and strengthen protection mechanisms	Development (GAD) Fund				
2000-026-004	Livelihood training and starter kits for 4Ps beneficiaries	Barangay Development Council	Jan 01 2027	Dec 31 2028	Reduce household poverty and dependency on social assistance	DSWD / Barangay Development Fund	₱0.00	₱80,000.00	₱45,000.00	₱125,000.00
2000-026-005	Community-based income generating projects	Barangay Development Council	Feb 01 2027	Nov 30 2029	Reduce household poverty and dependency on social assistance	DTI Livelihood Program / Barangay Development Fund	₱0.00	₱50,000.00	₱35,000.00	₱85,000.00
2000-026-006	Skills training and employment facilitation programs	PESO / TESDA Partner Agency	Jan 01 2028	Dec 31 2028	Reduce household poverty and dependency on social assistance	TESDA Assistance Program	₱10,000.00	₱45,000.00	₱5,000.00	₱60,000.00
SOCIAL SUBTOTAL							₱40,000.00	₱410,000.00	₱105,000.00	₱555,000.00
ECONOMIC										
3000-026-001	Barangay livelihood training programs	Barangay Development Council (BDC)	Jan 01 2027	Dec 31 2028	Expand household participation in livelihood activities	DSWD Sustainable Livelihood Program / Barangay Development Fund	₱0.00	₱60,000.00	₱25,000.00	₱85,000.00
3000-026-002	Community enterprise development	Barangay Development Council (BDC)	Feb 01 2027	Nov 30 2029	Expand household participation in livelihood activities	DTI Assistance Program / Barangay Development Fund	₱0.00	₱80,000.00	₱0.00	₱80,000.00
3000-026-003	Access to microfinance and cooperatives	Barangay Development Council (BDC)	Mar 01 2027	Dec 31 2028	Expand household participation in livelihood activities	Cooperative Development Authority (CDA) / Partner Cooperatives	₱0.00	₱35,000.00	₱5,000.00	₱40,000.00
3000-026-004	Diversification of income sources	BDC / Municipal Agriculture Office	Jan 01 2027	Dec 31 2029	Stabilize income and employment throughout the year	DTI Livelihood Program / DA Assistance	₱0.00	₱70,000.00	₱0.00	₱70,000.00
ECONOMIC SUBTOTAL							₱0.00	₱245,000.00	₱30,000.00	₱275,000.00
INFRASTRUCTURE										
4000-026-001	Expansion of service coverage to underserved areas	BESWMC	Jan 01 2027	Dec 31 2029	Provide water access to unserved households	Barangay Development Fund / Municipal Water District	₱0.00	₱50,000.00	₱250,000.00	₱300,000.00
4000-026-002	Community water system installation	BESWMC/BDC	Feb 01 2027	Dec 31 2028	Provide water access to unserved households	DILG SALINTUBIG Program / Municipal LGU	₱0.00	₱50,000.00	₱50,000.00	₱100,000.00
4000-026-003	Zero Open Defecation (ZOD) programs	BHWs	Jan 01 2027	Dec 31 2028	Eliminate open defecation practices	Barangay Health Fund / DOH Assistance	₱0.00	₱45,000.00	₱20,000.00	₱65,000.00
INFRASTRUCTURE SUBTOTAL							₱0.00	₱145,000.00	₱320,000.00	₱465,000.00
ENVIRONMENT										
5000-026-001	Flood mitigation infrastructure projects	Barangay DRRM Committee	Jan 01 2027	Dec 31 2029	Reduce flood risks and protect vulnerable	LDRRM Fund / Municipal DRRM Office	₱25,000.00	₱80,000.00	₱600,000.00	₱705,000.00

**Barangay Mabuhay
Barangay Development Plan**

5000-026-002	Drainage improvement and declogging	Barangay DRRM Committee	Jan 01 2027	Dec 31 2028	households Reduce flood risks and protect vulnerable households	Barangay Development Fund	₱0.00	₱0.00	₱150,000.00	₱150,000.00
5000-026-003	Relocation of high-risk households	Barangay DRRM Committee / MSWDO	Mar 01 2027	Dec 31 2028	Reduce flood risks and protect vulnerable households	LDRRM Fund / Municipal Assistance	₱0.00	₱0.00	₱100,000.00	₱100,000.00
5000-026-004	Pollution control programs	BESWMC	Feb 01 2027	Nov 30 2029	Address environmental degradation issues	Barangay General Fund	₱0.00	₱90,000.00	₱30,000.00	₱120,000.00
ENVIRONMENT SUBTOTAL							₱25,000.00	₱170,000.00	₱880,000.00	₱1,075,000.00
INSTITUTIONAL										
6000-026-001	Strengthening barangay tanod operations	Barangay Peace and Order Committee	Jan 01 2027	Dec 31 2029	Reduce crime incidence and improve peace and order	Barangay Peace and Order Fund	₱0.00	₱60,000.00	₱40,000.00	₱100,000.00
6000-026-002	Community policing programs	Barangay Peace and Order Committee / PNP	Jan 01 2027	Dec 31 2028	Reduce crime incidence and improve peace and order	Barangay Peace and Order Fund	₱0.00	₱50,000.00	₱10,000.00	₱60,000.00
6000-026-003	Crime prevention campaigns	Barangay Council for the Protection of Children (BCPC)	Feb 01 2027	Nov 30 2029	Reduce crime incidence and improve peace and order	Barangay General Fund	₱10,000.00	₱45,000.00	₱5,000.00	₱60,000.00
6000-026-004	Plan alignment workshops	Barangay Development Council	Jan 01 2027	Dec 31 2027	Align barangay plans with higher-level plans	Barangay Development Fund	₱0.00	₱35,000.00	₱0.00	₱35,000.00
INSTITUTIONAL SUBTOTAL							₱10,000.00	₱190,000.00	₱55,000.00	₱255,000.00
GRAND TOTAL							₱2,415,000.00	₱1,485,000.00	₱1,850,000.00	₱5,750,000.00

CHAPTER V - MONITORING AND EVALUATION

A. Sectoral Goals Monitoring

The Sectoral Goals Monitoring Matrix provides the mechanism for tracking the progress of Mabuhay in achieving its development goals within 2027–2029. It translates the strategic goals of the Barangay Development Plan into measurable indicators, baselines, targets, data sources, collection methods, monitoring frequency, and accountable offices or units. This matrix supports evidence-based decision-making, periodic review, and timely adjustment of programs and interventions to ensure that planned outcomes remain responsive to community needs.

Sector	Indicator	Baseline	Target	Data Source	Data Collection Method	Frequency	Unit Responsible
Social Sector	Improve social protection and gender responsiveness and health and nutrition outcomes	Current barangay records	Improved access and service coverage	Barangay Health Center / MSWDO	Administrative reporting	Quarterly	Barangay Health Workers
Economic Sector	Improve sustainable livelihood development, employment and labor participation, and irrigation and agricultural support	Existing livelihood participation rate	Increased household income levels	Barangay Livelihood Office	Survey / registry	Quarterly	Barangay Council
Environmental Sector	Improve disaster risk reduction, disaster preparedness and governance, and natural resource management	Current waste management compliance	Improved environmental sustainability	Barangay ENRO	Inspection / monitoring	Monthly	Barangay Environment Committee
Infrastructure Sector	Improve flood risk reduction and water supply systems	Existing infrastructure condition	Improved infrastructure access	Barangay Engineering	Field validation	Quarterly	Barangay Engineering Unit
Institutional Sector	Improve peace and order and development planning systems	Current governance performance	Improved governance efficiency	Barangay Records	Administrative tracking	Annual	Barangay Office

B. PPAs and Investment Plan

The PPAs and Investment Plan Monitoring Matrix serves as the implementation tracking tool for the priority Programs, Projects, and Activities of Mabuhay. It links planned interventions with their target outputs, data requirements, monitoring methods, frequency of reporting, and responsible units. Through this matrix, the barangay can assess whether the identified investments are being implemented as scheduled, producing the expected outputs, and contributing to the broader development objectives of the Barangay Development Plan during 2027–2029.

PPAs	Description	Target Outputs	Data Source	Data Collection Method	Frequency	Unit Responsible
Improve social protection and gender responsiveness and health and nutrition outcomes						
Establishment of VAW desk and support services	Reduce incidence of violence against women and strengthen protection mechanisms	Reduce incidence of violence against women and strengthen protection mechanisms	VAW Desk Records / Barangay Reports	Record Review / Monitoring Reports	Quarterly	BCPC/BVAW Desk Officer
Gender sensitivity and awareness campaigns	Reduce incidence of violence against women and strengthen protection mechanisms	Reduce incidence of violence against women and strengthen protection mechanisms	Attendance Sheets / Activity Reports	Survey / Activity Documentation	Quarterly	BGAD Focal Point System
Strengthening referral systems for VAW cases	Reduce incidence of violence against women and strengthen protection mechanisms	Reduce incidence of violence against women and strengthen protection mechanisms	Referral Logs / Case Records	Interview / Record Review	Monthly	BPOC / BHWs
Livelihood training and starter kits for 4Ps beneficiaries	Reduce household poverty and dependency on social assistance	Reduce household poverty and dependency on social assistance	DSWD Records / Beneficiary Monitoring Reports	Monitoring Visits / Beneficiary Survey	Semi-Annual	Barangay Development Council
Community-based income generating projects	Reduce household poverty and dependency on social assistance	Reduce household poverty and dependency on social assistance	Project Monitoring Reports / Financial Records	Monitoring Visits / Record Review	Quarterly	Barangay Development Council
Skills training and employment facilitation programs	Reduce household poverty and dependency on social assistance	Reduce household poverty and dependency on social assistance	TESDA Training Records / Employment Tracking Reports	Survey / Employment Verification	Semi-Annual	PESO / TESDA Partner Agency
Improve sustainable livelihood development, employment and labor participation, and irrigation and agricultural support						
Barangay livelihood training programs	Expand household participation in livelihood activities	Expand household participation in livelihood activities	Training Attendance Records / Beneficiary Registry	Survey / Training Monitoring	Quarterly	Barangay Development Council (BDC)
Community enterprise development	Expand household participation in livelihood activities	Expand household participation in livelihood activities	Enterprise Registry / Project Monitoring Reports	Monitoring Visits / Record Review	Quarterly	Barangay Development Council (BDC)
Access to microfinance and	Expand household participation in	Expand household participation in	Cooperative Records / Loan Utilization	Record Review / Beneficiary Interview	Semi-Annual	Barangay Development Council

cooperatives	livelihood activities	livelihood activities	Reports			(BDC)
Diversification of income sources	Stabilize income and employment throughout the year	Stabilize income and employment throughout the year	Household Livelihood Survey / Agriculture Office Reports	Survey / Household Assessment	Semi-Annual	BDC / Municipal Agriculture Office
Improve disaster risk reduction, disaster preparedness and governance, and natural resource management						
Expansion of service coverage to underserved areas	Provide water access to unserved households	Provide water access to unserved households	Water Service Registry / Household Access Survey	Household Survey / Field Validation	Semi-Annual	BESWMC
Community water system installation	Provide water access to unserved households	Provide water access to unserved households	Project Accomplishment Reports / Water System Monitoring Reports	Site Inspection / Engineering Validation	Quarterly	BESWMC/BDC
Zero Open Defecation (ZOD) programs	Eliminate open defecation practices	Eliminate open defecation practices	BHW Monitoring Reports / Household Sanitation Records	Household Inspection / Survey	Quarterly	BHWs
Improve flood risk reduction and water supply systems						
Flood mitigation infrastructure projects	Reduce flood risks and protect vulnerable households	Reduce flood risks and protect vulnerable households	DRRM Incident Reports / Hazard Maps / Engineering Reports	Field Inspection / Record Review	Quarterly	Barangay DRRM Committee
Drainage improvement and declogging	Reduce flood risks and protect vulnerable households	Reduce flood risks and protect vulnerable households	Drainage Maintenance Reports / Engineering Inspection Reports	Site Inspection / Monitoring Reports	Quarterly	Barangay DRRM Committee
Relocation of high-risk households	Reduce flood risks and protect vulnerable households	Reduce flood risks and protect vulnerable households	Household Risk Assessment Records / Relocation Monitoring Reports	Household Survey / Field Validation	Semi-Annual	Barangay DRRM Committee / MSWDO
Pollution control programs	Address environmental degradation issues	Address environmental degradation issues	Solid Waste Management Reports / Environmental Monitoring Records	Site Inspection / Record Review	Quarterly	BESWMC
Improve peace and order and development planning systems						
Strengthening barangay tanod operations	Reduce crime incidence and improve peace and order	Reduce crime incidence and improve peace and order	Barangay Blotter Records / Tanod Activity Reports	Record Review / Monitoring Reports	Monthly	Barangay Peace and Order Committee
Community policing programs	Reduce crime incidence and improve peace and order	Reduce crime incidence and improve peace and order	PNP Reports / Community Monitoring Reports	Survey / Record Review	Quarterly	Barangay Peace and Order Committee / PNP
Crime prevention campaigns	Reduce crime incidence and improve peace and order	Reduce crime incidence and improve peace and order	Activity Reports / Barangay Blotter Records	Survey / Activity Documentation	Quarterly	Barangay Council for the Protection of Children (BCPC)
Plan alignment workshops	Align barangay plans with higher-level plans	Align barangay plans with higher-level plans	Workshop Reports / Planning Documents	Document Review / Workshop Evaluation	Annual	Barangay Development Council

ANNEXES

ANNEX A - BARANGAY DEVELOPMENT COUNCIL RESOLUTION

REPUBLIC OF THE PHILIPPINES
PROVINCE OF LEYTE
MUNICIPALITY OF SAN ISIDRO LABRADOR
BARANGAY MABUHAY
BARANGAY DEVELOPMENT COUNCIL

BARANGAY DEVELOPMENT COUNCIL RESOLUTION

Resolution No. 2026-008

Series of 2026

A RESOLUTION ENDORSING THE THREE (3) YEAR BARANGAY DEVELOPMENT PLAN (2027-2029) OF BARANGAY MABUHAY, SAN ISIDRO LABRADOR FOR APPROVAL AND ADOPTION BY THE SANGGUNIANG BARANGAY

WHEREAS, the Barangay Development Council is mandated to formulate and recommend development plans and investment programs for the barangay;

WHEREAS, the Barangay Development Plan (2027-2029) of Barangay Mabuhay, San Isidro Labrador was prepared through a participatory planning process involving barangay officials, sectoral representatives, community stakeholders, and members of the Barangay Development Council;

WHEREAS, the said Barangay Development Plan identifies the priority programs, projects, and activities necessary to address the development needs and priorities of the barangay during the planning period;

WHEREAS, after review and deliberation, the Barangay Development Council finds the Barangay Development Plan aligned with the development priorities of Barangay Mabuhay and suitable for endorsement to the Sangguniang Barangay;

NOW THEREFORE, on motion of Barangay Development Council Member **Hon. Jennifer C. Salazar** duly seconded by Barangay Development Council Member **Ms. Lourdes P. Mercado**.

BE IT RESOLVED, by the Barangay Development Council of Barangay Mabuhay, in meeting duly assembled, as it is hereby resolved to endorse the Barangay Development Plan (2027-2029) for approval and adoption by the Sangguniang Barangay.

RESOLVED FURTHER, that copies of this Resolution be forwarded to the Sangguniang Barangay and all concerned offices for their information and appropriate action.

ADOPTED AND APPROVED by the Barangay Development Council this day of **May 11, 2026** at Barangay Mabuhay Multi-Purpose Hall, San Isidro Labrador, Leyte.

HON. RAMON S. CUEVAS

Chairperson, Committee on Appropriation, SB
Member

HON. RAMON P. ESCOBIDO

Sangguniang Barangay Member

HON. EDUARDO M. CABATINGAN

Sangguniang Barangay Member

HON. ALICIA P. MENDOZA

Sangguniang Barangay Member

MR. FRANCISCO P. VILLAMOR

President, Senior Citizens Association

MR. RODOLFO G. ABAD

President, Mabuhay Farmers Association

MS. ROSALINDA T. FLORES

Barangay Health Worker Coordinator

MR. ROBERTO C. SY

HON. MARIA TERESA L. NAVARRO

Sangguniang Barangay Member

HON. JENNIFER C. SALAZAR

Sangguniang Barangay Member

HON. CRISTINA V. DEL ROSARIO

Sangguniang Barangay Member

MS. ELENA C. FERNANDEZ

President, Barangay Women's Association

MS. ANGELA MAE D. RAMIREZ

SK Chairperson

MS. LOURDES P. MERCADO

Community Development Advocate

REV. FR. MICHAEL A. REYES

Parish Representative

Local Business Representative

Attested by:

HON. ALFREDO T. MACAPAGAL

BDC Chairperson

X-----X

SECRETARY'S CERTIFICATION

I **HEREBY CERTIFY** to the correctness of the foregoing Barangay Development Council Resolution No. 2026-008 Series of 2026 entitled "**A RESOLUTION ENDORSING THE THREE (3) YEAR BARANGAY DEVELOPMENT PLAN (2027-2029) OF BARANGAY MABUHAY, SAN ISIDRO LABRADOR FOR APPROVAL AND ADOPTION BY THE SANGGUNIANG BARANGAY**" and that it was approved by the Barangay Development Council during its meeting held on the 11th day of May, 2026 at Barangay Mabuhay Multi-Purpose Hall, San Isidro Labrador, Leyte.

MS. JANICE C. DE QUIA

BDC Secretary

ANNEX B - SANGGUNIANG BARANGAY RESOLUTION

REPUBLIC OF THE PHILIPPINES
PROVINCE OF LEYTE
MUNICIPALITY OF SAN ISIDRO LABRADOR
BARANGAY MABUHAY
OFFICE OF THE SANGGUNIANG BARANGAY

SANGGUNIANG BARANGAY RESOLUTION

Resolution No. 2026-012

Series of 2026

A RESOLUTION ADOPTING AND APPROVING THE THREE (3) YEAR BARANGAY DEVELOPMENT PLAN (2027-2029) FOR BARANGAY MABUHAY, SAN ISIDRO LABRADOR

WHEREAS, the Barangay Development Council has endorsed for approval and adoption by the Sangguniang Barangay the three (3) year Barangay Development Plan (2027-2029) for Barangay Mabusay, San Isidro Labrador.

WHEREAS, after review, the said Barangay Development Plan, as attached, is found to be aligned with the development policies of the Barangay Government and the City/Municipal Development Council.

NOW THEREFORE, on motion of Sangguniang Barangay Member **Hon. Ramon P. Escobido** duly seconded by Sangguniang Barangay Member **Hon. Jennifer C. Salazar**.

BE IT RESOLVED, by the Sangguniang Barangay of Barangay Mabusay, in session duly assembled, as it is hereby resolved to approve and adopt the Barangay Development Plan (2027-2029) as endorsed by the Barangay Development Council.

RESOLVED FURTHER, that copies of this Resolution be forwarded to all concerned for their information and consideration.

ADOPTED AND APPROVED by the Sangguniang Barangay this day of **May 29, 2026** at Barangay Mabusay Multi-Purpose Hall, San Isidro Labrador, Leyte.

HON. RAMON P. ESCOBIDO

Sangguniang Barangay Member

HON. JENNIFER C. SALAZAR

Sangguniang Barangay Member

HON. EDUARDO M. CABATINGAN

Sangguniang Barangay Member

HON. CRISTINA V. DEL ROSARIO

Sangguniang Barangay Member

HON. MANUEL T. HERRERA

Sangguniang Barangay Member

HON. ALICIA P. MENDOZA

Sangguniang Barangay Member

HON. MARIA TERESA L. NAVARRO

Sangguniang Barangay Member

MS. ANGELA MAE D. RAMIREZ

SK Chairperson

Attested by:

HON. ALFREDO T. MACAPAGAL

Punong Barangay

X-----X

SECRETARY'S CERTIFICATION

I HEREBY CERTIFY to the correctness of the foregoing Sangguniang Barangay Resolution No. 2026-012 Series of 2026 entitled “**A RESOLUTION ADOPTING AND APPROVING THE THREE (3) YEAR BARANGAY DEVELOPMENT PLAN (2027-2029) FOR BARANGAY MABUHAY, SAN ISIDRO LABRADOR**” and that it was approved by the Sangguniang Barangay during its Regular Session held on the 29th day of May, 2026 at the Barangay Hall Mabuhay, San Isidro Labrador, Leyte.

MS. JANICE C. DE QUIA

Barangay Secretary

ANNEX C - EXECUTIVE ORDER ORGANIZING THE BARANGAY DEVELOPMENT COUNCIL

**REPUBLIC OF THE PHILIPPINES
PROVINCE OF LEYTE
MUNICIPALITY OF SAN ISIDRO LABRADOR
BARANGAY MABUHAY
OFFICE OF THE PUNONG BARANGAY**

EXECUTIVE ORDER NO. 001

Series of 2026

AN EXECUTIVE ORDER ORGANIZING THE BARANGAY DEVELOPMENT COUNCIL (BDC) AND THE BDC EXECUTIVE COMMITTEE

WHEREAS, as the basic political unit, the Barangay serves as the primary planning and implementing unit of government policies, plans, programs, projects, and activities in the community;

WHEREAS, the Barangay is mandated to promote the general welfare of its residents by implementing programs and projects that will benefit its constituents;

WHEREAS, each local government unit shall have a comprehensive multi-sectoral development plan to be initiated by its development council and approved by its Sanggunian pursuant to the Local Government Code of 1991;

WHEREAS, the Barangay Development Council shall assist the Sangguniang Barangay in setting the direction of economic and social development and coordinating development efforts within its territorial jurisdiction;

NOW THEREFORE, I, **ALFREDO T. MACAPAGAL**, Punong Barangay of Barangay Mabuhay, San Isidro Labrador, by virtue of the powers vested in me by law, do hereby order the organization of the Barangay Development Council and its Executive Committee.

SECTION 1. COMPOSITION OF THE BARANGAY DEVELOPMENT COUNCIL.

The Barangay Development Council shall be composed of the following:

No BDC composition records available.

SECTION 2. FUNCTIONS OF THE BARANGAY DEVELOPMENT COUNCIL.

- Formulate long-term, medium-term, and annual socio-economic development plans and policies;
- Formulate the medium-term and annual public investment programs;
- Appraise and prioritize socio-economic development programs and projects;
- Formulate local investment incentives to promote the inflow and direction of private investment capital;
- Coordinate, monitor, and evaluate the implementation of development programs and projects.

SECTION 3. BDC EXECUTIVE COMMITTEE.

[insert members of the BDC]

SECTION 4. FUNCTIONS OF THE BDC EXECUTIVE COMMITTEE.

- Represent the Barangay Development Council when it is not in session;
- Ensure that decisions of the Barangay Development Council are faithfully carried out and implemented;
- Act on matters requiring immediate attention of the Barangay Development Council;
- Perform such other functions as may be authorized by the Barangay Development Council.

SECTION 5. BDC SECRETARIAT.

The Secretariat of the Barangay Development Council shall be headed by _____, who shall keep the records of the Council, prepare minutes of meetings, and perform such other secretariat functions as may be required by the Barangay Development Council.

SECTION 6. EFFECTIVITY.

This Executive Order shall take effect immediately upon approval.

Punong Barangay

ANNEX D-1 - ANNUAL INVESTMENT PROGRAM CY 2027

ANNUAL INVESTMENT PROGRAM CY 2027

By Program/Project/Activity by Sector

AIP Reference Code	Program/Project/Activity Description	Implementing Office/Unit	Schedule of Implementation		Expected Outputs	Funding Source	AMOUNT (In Thousand Pesos)			
			Start Date	Completion Date			PS	MOOE	CO	TOTAL
General Services										
1000-026-001	Provision of Barangay Personnel Salaries and Honoraria	Punong Barangay / Barangay Treasurer	Jan 01, 2027	Dec 31, 2029	Salaries and honoraria released to barangay officials and staff	Barangay General Fund	₱780,000.00	₱0.00	₱0.00	₱780,000.00
1000-026-002	Barangay Utility and Administrative Support Services	Barangay Secretary	Jan 01, 2027	Dec 31, 2027	Continuous office operations and administrative services maintained	Barangay General Fund	₱0.00	₱200,000.00	₱0.00	₱200,000.00
1000-026-003	Capacity Building and Skills Enhancement for Barangay Personnel	Punong Barangay	Feb 01, 2027	Oct 31, 2027	Conducted trainings, seminars, and workshops for barangay personnel	LSB / NGA Assistance	₱0.00	₱70,000.00	₱20,000.00	₱90,000.00
1000-026-004	Maintenance of Barangay Hall and Government Facilities	BDC	Mar 01, 2027	Sep 30, 2029	Improved barangay hall condition and functional public facilities	20% Development Fund	₱0.00	₱0.00	₱80,000.00	₱80,000.00
GENERAL SERVICES SUBTOTAL							₱780,000.00	₱270,000.00	₱100,000.00	₱1,150,000.00
Social Services										
2000-026-001	Establishment of VAW desk and support services	BCPC/BVAW Desk Officer	Jan 01, 2027	Dec 31, 2029	Reduce incidence of violence against women and strengthen protection mechanisms	Barangay Gender and Development (GAD) Fund	₱0.00	₱40,000.00	₱0.00	₱40,000.00
2000-026-002	Gender sensitivity and awareness campaigns	BGAD Focal Point System	Feb 01, 2027	Nov 30, 2029	Reduce incidence of violence against women and strengthen protection mechanisms	Barangay Gender and Development (GAD) Fund	₱10,000.00	₱26,666.67	₱6,666.67	₱43,333.33
2000-026-003	Strengthening referral systems for VAW cases	BPOC / BHWs	Mar 01, 2027	Dec 31, 2028	Reduce incidence of violence against women and strengthen protection mechanisms	Barangay Gender and Development (GAD) Fund	₱0.00	₱17,500.00	₱0.00	₱17,500.00
2000-026-004	Livelihood training and starter kits for 4Ps beneficiaries	Barangay Development Council	Jan 01, 2027	Dec 31, 2028	Reduce household poverty and dependency on social assistance	DSWD / Barangay Development Fund	₱0.00	₱40,000.00	₱22,500.00	₱62,500.00
2000-026-005	Community-based income generating projects	Barangay Development Council	Feb 01, 2027	Nov 30, 2029	Reduce household poverty and dependency on social assistance	DTI Livelihood Program / Barangay Development Fund	₱0.00	₱16,666.67	₱11,666.67	₱28,333.33
SOCIAL SERVICES SUBTOTAL							₱10,000.00	₱140,833.34	₱40,833.34	₱191,666.66
Economic Services										
3000-026-001	Barangay livelihood training programs	Barangay Development Council (BDC)	Jan 01, 2027	Dec 31, 2028	Expand household participation in livelihood activities	DSWD Sustainable Livelihood Program / Barangay Development Fund	₱0.00	₱30,000.00	₱12,500.00	₱42,500.00
3000-026-002	Community enterprise development	Barangay Development Council (BDC)	Feb 01, 2027	Nov 30, 2029	Expand household participation in livelihood activities	DTI Assistance Program / Barangay Development Fund	₱0.00	₱26,666.67	₱0.00	₱26,666.67
3000-026-	Access to microfinance and	Barangay	Mar 01, 2027	Dec 31, 2028	Expand household	Cooperative	₱0.00	₱17,500.00	₱2,500.00	₱20,000.00

**Barangay Mabuhay
Barangay Development Plan**

003	cooperatives	Development Council (BDC)			participation in livelihood activities	Development Authority (CDA) / Partner Cooperatives				
3000-026-004	Diversification of income sources	BDC / Municipal Agriculture Office	Jan 01, 2027	Dec 31, 2029	Stabilize income and employment throughout the year	DTI Livelihood Program / DA Assistance	₱0.00	₱23,333.33	₱0.00	₱23,333.33
ECONOMIC SERVICES SUBTOTAL							₱0.00	₱97,500.00	₱15,000.00	₱112,500.00
Infrastructure Services										
4000-026-001	Expansion of service coverage to underserved areas	BESWMC	Jan 01, 2027	Dec 31, 2029	Provide water access to unserved households	Barangay Development Fund / Municipal Water District	₱0.00	₱16,666.67	₱83,333.33	₱100,000.00
4000-026-002	Community water system installation	BESWMC/BDC	Feb 01, 2027	Dec 31, 2028	Provide water access to unserved households	DILG SALINTUBIG Program / Municipal LGU	₱0.00	₱25,000.00	₱25,000.00	₱50,000.00
4000-026-003	Zero Open Defecation (ZOD) programs	BHWs	Jan 01, 2027	Dec 31, 2028	Eliminate open defecation practices	Barangay Health Fund / DOH Assistance	₱0.00	₱22,500.00	₱10,000.00	₱32,500.00
INFRASTRUCTURE SERVICES SUBTOTAL							₱0.00	₱64,166.67	₱118,333.33	₱182,500.00
Environmental Services										
5000-026-001	Flood mitigation infrastructure projects	Barangay DRRM Committee	Jan 01, 2027	Dec 31, 2029	Reduce flood risks and protect vulnerable households	LDRRM Fund / Municipal DRRM Office	₱8,333.33	₱26,666.67	₱200,000.00	₱235,000.00
5000-026-002	Drainage improvement and declogging	Barangay DRRM Committee	Jan 01, 2027	Dec 31, 2028	Reduce flood risks and protect vulnerable households	Barangay Development Fund	₱0.00	₱0.00	₱75,000.00	₱75,000.00
5000-026-003	Relocation of high-risk households	Barangay DRRM Committee / MSWDO	Mar 01, 2027	Dec 31, 2028	Reduce flood risks and protect vulnerable households	LDRRM Fund / Municipal Assistance	₱0.00	₱0.00	₱50,000.00	₱50,000.00
5000-026-004	Pollution control programs	BESWMC	Feb 01, 2027	Nov 30, 2029	Address environmental degradation issues	Barangay General Fund	₱0.00	₱30,000.00	₱10,000.00	₱40,000.00
ENVIRONMENTAL SERVICES SUBTOTAL							₱8,333.33	₱56,666.67	₱335,000.00	₱400,000.00
Institutional Services										
6000-026-001	Strengthening barangay tanod operations	Barangay Peace and Order Committee	Jan 01, 2027	Dec 31, 2029	Reduce crime incidence and improve peace and order	Barangay Peace and Order Fund	₱0.00	₱20,000.00	₱13,333.33	₱33,333.33
6000-026-002	Community policing programs	Barangay Peace and Order Committee / PNP	Jan 01, 2027	Dec 31, 2028	Reduce crime incidence and improve peace and order	Barangay Peace and Order Fund	₱0.00	₱25,000.00	₱5,000.00	₱30,000.00
6000-026-003	Crime prevention campaigns	Barangay Council for the Protection of Children (BCPC)	Feb 01, 2027	Nov 30, 2029	Reduce crime incidence and improve peace and order	Barangay General Fund	₱3,333.33	₱15,000.00	₱1,666.67	₱20,000.00
6000-026-004	Plan alignment workshops	Barangay Development Council	Jan 01, 2027	Dec 31, 2027	Align barangay plans with higher-level plans	Barangay Development Fund	₱0.00	₱35,000.00	₱0.00	₱35,000.00
INSTITUTIONAL SERVICES SUBTOTAL							₱3,333.33	₱95,000.00	₱20,000.00	₱118,333.33
GRAND TOTAL							₱801,666.66	₱724,166.68	₱629,166.67	₱2,154,999.99

ANNEX D-2 - ANNUAL INVESTMENT PROGRAM CY 2028

ANNUAL INVESTMENT PROGRAM CY 2028

By Program/Project/Activity by Sector

AIP Reference Code	Program/Project/Activity Description	Implementing Office/Unit	Schedule of Implementation		Expected Outputs	Funding Source	AMOUNT (In Thousand Pesos)			
			Start Date	Completion Date			PS	MOOE	CO	TOTAL
General Services										
1000-026-001	Provision of Barangay Personnel Salaries and Honoraria	Punong Barangay / Barangay Treasurer	Jan 01, 2027	Dec 31, 2029	Salaries and honoraria released to barangay officials and staff	Barangay General Fund	₱780,000.00	₱0.00	₱0.00	₱780,000.00
1000-026-004	Maintenance of Barangay Hall and Government Facilities	BDC	Mar 01, 2027	Sep 30, 2029	Improved barangay hall condition and functional public facilities	20% Development Fund	₱0.00	₱0.00	₱80,000.00	₱80,000.00
1000-026-005	Procurement of Office Equipment and ICT Support Facilities	Bids and Awards Committee (BAC)	Apr 01, 2028	Aug 31, 2028	Procured computers, printer, office furniture, and communication equipment	Barangay General Fund / External Assistance	₱0.00	₱55,000.00	₱200,000.00	₱255,000.00
GENERAL SERVICES SUBTOTAL							₱780,000.00	₱55,000.00	₱280,000.00	₱1,115,000.00
Social Services										
2000-026-001	Establishment of VAW desk and support services	BCPC/BVAW Desk Officer	Jan 01, 2027	Dec 31, 2029	Reduce incidence of violence against women and strengthen protection mechanisms	Barangay Gender and Development (GAD) Fund	₱0.00	₱40,000.00	₱0.00	₱40,000.00
2000-026-002	Gender sensitivity and awareness campaigns	BGAD Focal Point System	Feb 01, 2027	Nov 30, 2029	Reduce incidence of violence against women and strengthen protection mechanisms	Barangay Gender and Development (GAD) Fund	₱10,000.00	₱26,666.67	₱6,666.67	₱43,333.33
2000-026-003	Strengthening referral systems for VAW cases	BPOC / BHWs	Mar 01, 2027	Dec 31, 2028	Reduce incidence of violence against women and strengthen protection mechanisms	Barangay Gender and Development (GAD) Fund	₱0.00	₱17,500.00	₱0.00	₱17,500.00
2000-026-004	Livelihood training and starter kits for 4Ps beneficiaries	Barangay Development Council	Jan 01, 2027	Dec 31, 2028	Reduce household poverty and dependency on social assistance	DSWD / Barangay Development Fund	₱0.00	₱40,000.00	₱22,500.00	₱62,500.00
2000-026-005	Community-based income generating projects	Barangay Development Council	Feb 01, 2027	Nov 30, 2029	Reduce household poverty and dependency on social assistance	DTI Livelihood Program / Barangay Development Fund	₱0.00	₱16,666.67	₱11,666.67	₱28,333.33
2000-026-006	Skills training and employment facilitation programs	PESO / TESDA Partner Agency	Jan 01, 2028	Dec 31, 2028	Reduce household poverty and dependency on social assistance	TESDA Assistance Program	₱10,000.00	₱45,000.00	₱5,000.00	₱60,000.00
SOCIAL SERVICES SUBTOTAL							₱20,000.00	₱185,833.34	₱45,833.34	₱251,666.66
Economic Services										
3000-026-001	Barangay livelihood training programs	Barangay Development Council (BDC)	Jan 01, 2027	Dec 31, 2028	Expand household participation in livelihood activities	DSWD Sustainable Livelihood Program / Barangay Development Fund	₱0.00	₱30,000.00	₱12,500.00	₱42,500.00
3000-026-002	Community enterprise development	Barangay Development Council (BDC)	Feb 01, 2027	Nov 30, 2029	Expand household participation in livelihood activities	DTI Assistance Program / Barangay Development Fund	₱0.00	₱26,666.67	₱0.00	₱26,666.67
3000-026-	Access to microfinance and	Barangay	Mar 01, 2027	Dec 31, 2028	Expand household	Cooperative	₱0.00	₱17,500.00	₱2,500.00	₱20,000.00

**Barangay Mabuhay
Barangay Development Plan**

003	cooperatives	Development Council (BDC)			participation in livelihood activities	Development Authority (CDA) / Partner Cooperatives				
3000-026-004	Diversification of income sources	BDC / Municipal Agriculture Office	Jan 01, 2027	Dec 31, 2029	Stabilize income and employment throughout the year	DTI Livelihood Program / DA Assistance	₱0.00	₱23,333.33	₱0.00	₱23,333.33
ECONOMIC SERVICES SUBTOTAL							₱0.00	₱97,500.00	₱15,000.00	₱112,500.00
Infrastructure Services										
4000-026-001	Expansion of service coverage to underserved areas	BESWMC	Jan 01, 2027	Dec 31, 2029	Provide water access to unserved households	Barangay Development Fund / Municipal Water District	₱0.00	₱16,666.67	₱83,333.33	₱100,000.00
4000-026-002	Community water system installation	BESWMC/BDC	Feb 01, 2027	Dec 31, 2028	Provide water access to unserved households	DILG SALINTUBIG Program / Municipal LGU	₱0.00	₱25,000.00	₱25,000.00	₱50,000.00
4000-026-003	Zero Open Defecation (ZOD) programs	BHWs	Jan 01, 2027	Dec 31, 2028	Eliminate open defecation practices	Barangay Health Fund / DOH Assistance	₱0.00	₱22,500.00	₱10,000.00	₱32,500.00
INFRASTRUCTURE SERVICES SUBTOTAL							₱0.00	₱64,166.67	₱118,333.33	₱182,500.00
Environmental Services										
5000-026-001	Flood mitigation infrastructure projects	Barangay DRRM Committee	Jan 01, 2027	Dec 31, 2029	Reduce flood risks and protect vulnerable households	LDRRM Fund / Municipal DRRM Office	₱8,333.33	₱26,666.67	₱200,000.00	₱235,000.00
5000-026-002	Drainage improvement and declogging	Barangay DRRM Committee	Jan 01, 2027	Dec 31, 2028	Reduce flood risks and protect vulnerable households	Barangay Development Fund	₱0.00	₱0.00	₱75,000.00	₱75,000.00
5000-026-003	Relocation of high-risk households	Barangay DRRM Committee / MSWDO	Mar 01, 2027	Dec 31, 2028	Reduce flood risks and protect vulnerable households	LDRRM Fund / Municipal Assistance	₱0.00	₱0.00	₱50,000.00	₱50,000.00
5000-026-004	Pollution control programs	BESWMC	Feb 01, 2027	Nov 30, 2029	Address environmental degradation issues	Barangay General Fund	₱0.00	₱30,000.00	₱10,000.00	₱40,000.00
ENVIRONMENTAL SERVICES SUBTOTAL							₱8,333.33	₱56,666.67	₱335,000.00	₱400,000.00
Institutional Services										
6000-026-001	Strengthening barangay tanod operations	Barangay Peace and Order Committee	Jan 01, 2027	Dec 31, 2029	Reduce crime incidence and improve peace and order	Barangay Peace and Order Fund	₱0.00	₱20,000.00	₱13,333.33	₱33,333.33
6000-026-002	Community policing programs	Barangay Peace and Order Committee / PNP	Jan 01, 2027	Dec 31, 2028	Reduce crime incidence and improve peace and order	Barangay Peace and Order Fund	₱0.00	₱25,000.00	₱5,000.00	₱30,000.00
6000-026-003	Crime prevention campaigns	Barangay Council for the Protection of Children (BCPC)	Feb 01, 2027	Nov 30, 2029	Reduce crime incidence and improve peace and order	Barangay General Fund	₱3,333.33	₱15,000.00	₱1,666.67	₱20,000.00
INSTITUTIONAL SERVICES SUBTOTAL							₱3,333.33	₱60,000.00	₱20,000.00	₱83,333.33
GRAND TOTAL							₱811,666.66	₱519,166.68	₱814,166.67	₱2,144,999.99

ANNEX D-3 - ANNUAL INVESTMENT PROGRAM CY 2029

ANNUAL INVESTMENT PROGRAM CY 2029

By Program/Project/Activity by Sector

AIP Reference Code	Program/Project/Activity Description	Implementing Office/Unit	Schedule of Implementation		Expected Outputs	Funding Source	AMOUNT (In Thousand Pesos)			
			Start Date	Completion Date			PS	MOOE	CO	TOTAL
General Services										
1000-026-001	Provision of Barangay Personnel Salaries and Honoraria	Punong Barangay / Barangay Treasurer	Jan 01, 2027	Dec 31, 2029	Salaries and honoraria released to barangay officials and staff	Barangay General Fund	₱780,000.00	₱0.00	₱0.00	₱780,000.00
1000-026-004	Maintenance of Barangay Hall and Government Facilities	BDC	Mar 01, 2027	Sep 30, 2029	Improved barangay hall condition and functional public facilities	20% Development Fund	₱0.00	₱0.00	₱80,000.00	₱80,000.00
GENERAL SERVICES SUBTOTAL							₱780,000.00	₱0.00	₱80,000.00	₱860,000.00
Social Services										
2000-026-001	Establishment of VAW desk and support services	BCPC/BVAW Desk Officer	Jan 01, 2027	Dec 31, 2029	Reduce incidence of violence against women and strengthen protection mechanisms	Barangay Gender and Development (GAD) Fund	₱0.00	₱40,000.00	₱0.00	₱40,000.00
2000-026-002	Gender sensitivity and awareness campaigns	BGAD Focal Point System	Feb 01, 2027	Nov 30, 2029	Reduce incidence of violence against women and strengthen protection mechanisms	Barangay Gender and Development (GAD) Fund	₱10,000.00	₱26,666.67	₱6,666.67	₱43,333.33
2000-026-005	Community-based income generating projects	Barangay Development Council	Feb 01, 2027	Nov 30, 2029	Reduce household poverty and dependency on social assistance	DTI Livelihood Program / Barangay Development Fund	₱0.00	₱16,666.67	₱11,666.67	₱28,333.33
SOCIAL SERVICES SUBTOTAL							₱10,000.00	₱83,333.34	₱18,333.34	₱111,666.66
Economic Services										
3000-026-002	Community enterprise development	Barangay Development Council (BDC)	Feb 01, 2027	Nov 30, 2029	Expand household participation in livelihood activities	DTI Assistance Program / Barangay Development Fund	₱0.00	₱26,666.67	₱0.00	₱26,666.67
3000-026-004	Diversification of income sources	BDC / Municipal Agriculture Office	Jan 01, 2027	Dec 31, 2029	Stabilize income and employment throughout the year	DTI Livelihood Program / DA Assistance	₱0.00	₱23,333.33	₱0.00	₱23,333.33
ECONOMIC SERVICES SUBTOTAL							₱0.00	₱50,000.00	₱0.00	₱50,000.00
Infrastructure Services										
4000-026-001	Expansion of service coverage to underserved areas	BESWMC	Jan 01, 2027	Dec 31, 2029	Provide water access to unserved households	Barangay Development Fund / Municipal Water District	₱0.00	₱16,666.67	₱83,333.33	₱100,000.00
INFRASTRUCTURE SERVICES SUBTOTAL							₱0.00	₱16,666.67	₱83,333.33	₱100,000.00
Environmental Services										
5000-026-001	Flood mitigation infrastructure projects	Barangay DRRM Committee	Jan 01, 2027	Dec 31, 2029	Reduce flood risks and protect vulnerable households	LDRRM Fund / Municipal DRRM Office	₱8,333.33	₱26,666.67	₱200,000.00	₱235,000.00
5000-026-004	Pollution control programs	BESWMC	Feb 01, 2027	Nov 30, 2029	Address environmental degradation issues	Barangay General Fund	₱0.00	₱30,000.00	₱10,000.00	₱40,000.00
ENVIRONMENTAL SERVICES SUBTOTAL							₱8,333.33	₱56,666.67	₱210,000.00	₱275,000.00
Institutional Services										
6000-026-001	Strengthening barangay tanod operations	Barangay Peace and Order	Jan 01, 2027	Dec 31, 2029	Reduce crime incidence and improve peace and	Barangay Peace and Order Fund	₱0.00	₱20,000.00	₱13,333.33	₱33,333.33

**Barangay Mabuhay
Barangay Development Plan**

6000-026-003	Crime prevention campaigns	Committee Barangay Council for the Protection of Children (BCPC)	Feb 01, 2027	Nov 30, 2029	order Reduce crime incidence and improve peace and order	Barangay General Fund	₱3,333.33	₱15,000.00	₱1,666.67	₱20,000.00
INSTITUTIONAL SERVICES SUBTOTAL							₱3,333.33	₱35,000.00	₱15,000.00	₱53,333.33
GRAND TOTAL							₱801,666.66	₱241,666.68	₱406,666.67	₱1,449,999.99

ANNEX E - CAPACITY DEVELOPMENT AGENDA

STRUCTURE

Function / Service	Priority Capacity Development Intervention	Expected Output	Target Barangay Official / Personnel	Timeframe	Funding Requirements (P)			Responsible Office	Source of Support
					Year 1	Year 2	Year 3		
Economic Sector									
Job matching services	Organize and strengthen local economic groups and associations to support Job matching services	Improved implementation of Job matching services	Barangay Officials, Staff, and Stakeholders	2028	0.00	20,000.00	0.00	Punong Barangay	PESO

COMPETENCY

Function / Service	Priority Capacity Development Intervention	Expected Output	Target Barangay Official / Personnel	Timeframe	Funding Requirements (P)			Responsible Office	Source of Support
					Year 1	Year 2	Year 3		
Social Sector									
Livelihood training and starter kits for 4Ps beneficiaries	Conduct capability-building training for frontline service providers on Livelihood training and starter kits for 4Ps beneficiaries	Improved implementation of Livelihood training and starter kits for 4Ps beneficiaries	Barangay Officials, Staff, and Stakeholders	2027-2028	20,000.00	20,000.00	0.00	BDC	PESO
Institutional Sector									
Strengthening barangay tanod operations	Conduct capacity development programs on governance and administration related to Strengthening barangay tanod operations	Improved implementation of Strengthening barangay tanod operations	Barangay Tanods	2027	30,000.00	0.00	0.00	BPOC/BADAC	PNP
Plan alignment workshops	Conduct capacity development programs on governance and administration related to Plan alignment workshops	Improved implementation of Plan alignment workshops	Barangay Officials, Staff, and Stakeholders	2028	0.00	30,000.00	0.00	BDC	MPDO

ENABLING POLICIES

Function / Service	Priority Capacity Development Intervention	Expected Output	Target Barangay Official / Personnel	Timeframe	Funding Requirements (P)			Responsible Office	Source of Support
					Year 1	Year 2	Year 3		
Economic Sector									
Community enterprise development	Develop and implement policies that promote and sustain Community enterprise development	Improved implementation of Community enterprise development	Barangay Officials, Staff, and Stakeholders	2027	5,000.00	0.00	0.00	Punong Barangay	MAO

KNOWLEDGE & LEARNING

Function / Service	Priority Capacity Development Intervention	Expected Output	Target Barangay Official / Personnel	Timeframe	Funding Requirements (P)			Responsible Office	Source of Support
					Year 1	Year 2	Year 3		
Social Sector									
Establishment of VAW desk and support services	Conduct community awareness and education campaigns on Establishment of VAW desk and support services	Improved implementation of Establishment of VAW desk and support services	Barangay Officials, Staff, and Stakeholders	2027-2029	10,000.00	10,000.00	10,000.00	BVAW Desk Officer	MSWDO
Infrastructure Sector									
Behavior change and hygiene campaigns	Conduct technical knowledge-sharing on infrastructure development related to Behavior change and hygiene campaigns	Improved implementation of Behavior change and hygiene campaigns	Barangay Officials, Staff, and Stakeholders	2027-2028	5,000.00	5,000.00	0.00	BHWs	MHO/DOH
Institutional Sector									
Crime prevention campaigns	Promote organizational learning and knowledge management practices related to Crime prevention campaigns	Improved implementation of Crime prevention campaigns	Community/Consituents	2027	10,000.00	0.00	0.00	BPOC/BADAC	PNP

Prepared by:

Reviewed by:

Approved by:

Barangay Secretary

Punong Barangay

ANNEX F - SECTORAL DATASETS

This annex presents the sectoral datasets used as the evidence base for the Barangay Development Plan. These datasets support the situational analysis, issue identification, priority programming, investment planning, and monitoring and evaluation framework of the barangay.

BARANGAY PROFILE DATASET

region	province	city_municipality	barangay_name	barangay_classification	land_area_ha	total_population	male_population	female_population	number_of_households	average_household_size	population_density	annual_population_growth_rate	literacy_rate_pct	povrty_incidence_pct	employment_rate_pct	unemployment_rate_pct	major_livelihood_source	number_of_puroks	distance_to_poblacion_km	coastal_barangay	upland_barangay	urban_barangay	with_health_center	with_day_care_center	with_elementary_school	with_high_school	with_evacuation_center	with_public_market	with_police_outpost	with_fire_outpost	internet_connectivity_level	year_official
VIII - Eastern Visayas	Leyte	San Isidro Labrador	Mabuhay	Rural	650	1850	930	920	420	4.4	285	1.8	96.5	18.2	91	9	Agriculture and Fisheries	7	5.2	Yes	No	No	Yes	Yes	Yes	No	Yes	No	No	No	Moderate	2026

SOCIAL SECTOR DATASET

total_population	male_population	female_population	age_0_14	age_15_59	age_60_up	pwd_count	ip_count	school_age_population	enrolled_elementary	enrolled_secondary	out_of_school_outh	education_facilities	malnourished_children	maternal_deaths	infant_deaths	health_facility_present	common_diseases	total_households	informal_settlers	with_safe_water	with_sanitary_toilet	four_ps_beneficiaries	solo_parents	vaw_cases_reported	senior_citizen_members
1850	930	920	520	1110	220	42	0	480	285	160	35	2	38	0	1	Yes	Hypertension, Acute Respiratory Infection (ARI), Diarrhea	420	2	390	375	145	28	4	210

ECONOMIC SECTOR DATASET

working_population	labor_force_participants	employed_persons	unemployed_persons	underemployed_persons	primary_occupations	livelihood_type	households_with_livelihood	msme_count	informal_business_count	livelihood_assistance_received	agri_households	agri_land_area_ha	main_crops	fishing_households	post_harvest_facilities	poor_households	average_household_income	four_ps_economic_linkages	seasonal_unemployment	market_access	farm_to_market_roads_km	irrigation_coverage_pct	storage_facilities	economic_support_centers
1110	1020	982	92	148	Farmer's, Fishery, Farm Laborers, Small Entrepreneurs	Crop Farming, Fishing, Livestock Raising, Retail Trade	360	28	42	95	248	420	Rice, Coconut, Corn, Vegetables	82	1	76	13500	Yes	Yes	Accessible	1.8	28.5	1	1

INFRASTRUCTURE SECTOR DATASET

**Barangay Mabuhay
Barangay Development Plan**

total_road_length_km	paved_roads_km	unpaved_roads_km	roads_in_poor_condition_km	road_access_all_weather	drainage_length_km	functional_drainage_pct	flood_prone_areas	flood_control_structures	water_system_type	households_with_water_pct	water_source_reliability	water_quality_safe	non_served_households	households_with_sanitary_toilet_pct	open_defecation_cases	septic_tank_compliance_pct	households_with_electricity_pct	power_outage_frequency	cellular_signal_strength	internet_access_pct	public_wifi_sites	barangay_hall_condition	health_station_present	daycare_centers	evacuation_centers	multi_purpose_halls
12.5	5.8	6.7	2.3	Yes	4.5	72	3	2	Level II	93	Yes	Yes	29	89	8	76	97	2-3 times per month	Weak	68	Yes	Good	Yes	Yes	Yes	Yes

ENVIRONMENTAL SECTOR DATASET

households_served_sw_m_pct	waste_segregation_practiced	materials_recovery_facility	waste_collection_frequency	illegal_dumpsites	flood_prone_households	landslide_proned_areas	storm_surge_exposed	earthquake_fault_nearby	hazard_maps_available	forest_cover_ha	protected_areas_present	environmental_degradation_cases	heat_wave_incidents	drought_frequency	climate_adaptation_projects	barangay_drmm_committee	early_warning_system	regular_drills_conducted	climate_action_plan_present	environmental_budget_allocated
82	Yes	Yes	Regular	2	68	1	Yes	No	Yes	45	No	3	2	0	1	Yes	Yes	Yes	No	Yes

INSTITUTIONAL SECTOR DATASET

barangay_officials_count	barangay_staff_count	functional_committees_count	annual_barangay_budget	development_fund_pct	aid_prepared	financial_reports_submitted	external_funding_access	budget_presentation	cd_presentation	clup_implementation	citizen_feedback_mechanism	complaints_resolved_pct	transparency_board_updated	regulation_adopted	ngso_partners	crime_reports	tanod_committee	cciv_insulation	curfew_enforced	drug_learners_status	barangay_drmm_committee	key_ordinances_count	gender_codes_adopted	number_of_lobby_members	trained_lobby_members	disputes_settled	disputes_ettled	cases_referred_to_court	average_settlement_days	kp_records_available	kp_functionality_rating	media_niches	conciliation_cases
10	6	12	4500000	900000	Yes	Yes	Yes	Yes	No	No	Yes	88	Yes	Yes	4	12	18	4	Yes	Yes	Yes	14	1	10	4	22	20	2	18	Yes	Functional	6	16

ANNEX G - DOCUMENTATION OF WORKSHOPS, MEETINGS AND CONSULTATIONS

This annex documents the participatory planning activities conducted in support of the Barangay Development Plan. It includes photos of workshops, meetings, consultations, validation sessions, and approval activities undertaken with barangay officials, sectoral representatives, civil society organizations, and community stakeholders.



Photo 1. Barangay Development Council Workshop

Barangay Development Council members participated in the identification and prioritization of development issues for Barangay Mabuhay.



Photo 2. Sectoral Consultation

Sectoral representatives from the social, economic, infrastructure, environmental, and institutional sectors provided inputs to the situational analysis.



Photo 3. Visioning and Goal-Setting Workshop

Barangay officials and community stakeholders reviewed the barangay's development direction and formulated sectoral goals.



Photo 4. PPAs Identification Workshop

Participants identified priority programs, projects, and activities for inclusion in the Barangay Development Investment Program.



Photo 5. Community Validation Meeting

Residents and stakeholders reviewed the draft development priorities and validated the proposed interventions.



Photo 6. Adoption and Approval Session

The Barangay Development Council and Sangguniang Barangay conducted formal proceedings for the adoption and approval of the Barangay Development Plan.